



**...We Are the Makers of the Well-Made
and the Dreamers of Big Dreams,
We Are Madison County...**



Introduction and Index

Thank you for considering Madison County, Indiana, USA. In the following pages you will find our community offers: **70 Million people within a 6 hour drive** • convenient location northeast of Indianapolis • aggressive workforce • dual rail system • heavy reliable & redundant utilities • highly competitive prices • creative incentive packages • low cost of living • diverse recreational opportunities • shovel ready sites • an experienced development team ready to assist your project • a community ready to welcome your business!

Introduction and Index	Page 2
Location and Transportation	Page 3
Labor and Commuting	Page 6
Labor Force by Drive Time	Page 7
Wage Data -Manufacturing	Page 11
Wage Data -Warehousing	Page 12
Wage Data -Administrative	Page 13
Tax Structure	Page 14
State of Indiana Business	Page 16
Incentives Overview	Page 17
Major Employers	Page 20
Expansions, Layoffs, Closures	Page 22
Business Activity -5 Years	Page 23
International Businesses	Page 24
Demographic Information	Page 25
Workforce Training	Page 26
Train, Educate & Incubate	Page 27
Higher Education	Page 28
Primary & Secondary (K-12)	Page 30
Secondary Career Center Ed	Page 31
Health Care	Page 33
Social Services Resources	Page 34
Living	Page 35
Arts & Culture	Page 37
Recreational Amenities	Page 38
Local Contacts	Page 39



The following pages will provide labor and community information that we hope you will find informative. We will gladly provide any additional information you may require. You can also obtain more information from our website www.madisonced.com or feel free to email any questions or concerns you may have to robsparks@cedanderson.com or tsimpson@cedanderson.com or call our office at 765-642-1860.

Madison County, Indiana Location and Transportation



Distance to Other Cities (Downtown)

Indianapolis, IN	40 miles	64 km
Fort Wayne, IN	80 miles	129 km
Cincinnati, OH	120 miles	193 km
Louisville, KY	150 miles	241 km
Columbus, OH	170 miles	274 km
Chicago, IL	205 miles	330 km
Detroit, MI	245 miles	394 km

Port and Rail Access

Location	Rail Mi.	Highway Mi.	Highway Km.
Burns Harbor	270	180	290
Jeffersonville	140	172	277
Mt. Vernon	225	240	386
Deepwater – Baltimore, MD	570		917

Airports

Anderson Municipal Airport (AID)	in Anderson	
Runway 12/30 – 5400 x 100 ft		
Runway 18/36 – 3400 x 75 ft		
Indianapolis International Airport (IND)	50 miles	80 km
Longest Runway 11,200 ft x 150 ft.		
Ft. Wayne International Airport (FWA)	65 miles	105 km
Chicago O'Hare International Airport (ORD)	220 miles	354 km

Interstate	Exits	Drive Time		
I-69	214-245	Immediate Access		
I-70	91-115	20 to 30 minutes	20-40 miles	32-64 km
I-465		15 to 20 minutes	15-44 miles	24-71 km
I-74	96-123	30 to 35 minutes	26-65 miles	42-105 km
I-65	129-158	30 to 40 minutes	25-54 miles	40-87 km

Other Highways

State Road 9, State Road 28, State Road 67, State Road 37,
State Road 232, State Road 236, State Road 109



Local Public Transportation

Transportation for Rural Areas of Madison County (TRAM) provides demand-response, reservation-based transportation to the general public in Madison County by calling call 888-589-1121. TRAM is operated by LifeStream Services - New InterUrban, under contract to Madison County. For more information please visit www.cirta.us/county-connect/transportation-resources/tram/

Local Trucking Companies

ABF Freight Systems	Atlas Trucking	Carter Express	R&L Carriers	TB&P Express
Cheshier Trucking	Conway Freight	Lapel Transportation	Rich Logistics	

Intermodal Container Terminals

The Senate Avenue Intermodal Terminal	Approx. 40 miles – 64 km
CSX Avon Yard	Approx. 55 miles – 88 km

Intermodal Freight Service

FedEx	Approx. 50 miles – 80 km	2 nd Largest HUB in US at Indianapolis IN Airport
UPS	Approx. 150 miles – 241 km	Primary HUB in US at Louisville KY Airport

Transload Facilities - Multiple lines of each

CSX (TRANSFLO)

Distance: Approx. 38 miles – 61 km
Address: 855 South Emerson Avenue
Indianapolis IN 46203

Contact: Phone: (317) 267-4440

<https://www.csx.com/index.cfm/customers/value-added-services/product-transloading-and-distribution/>

Norfolk Southern (TBT-Thoroughbred Bulk Transfer Terminal)

Distance: Approx. 87 miles – 140 km

Address: 2536 Wayne Trace

Fort Wayne, IN 46803

Phone: 757-823-5443

<http://www.nscorp.com/content/nscorp/en/shipping-options/transload-network.html>

The Indiana Rail Road

Distance: Approx. 60 miles – 97 km

Address: 1500 South Senate Avenue

Indianapolis, IN 46225

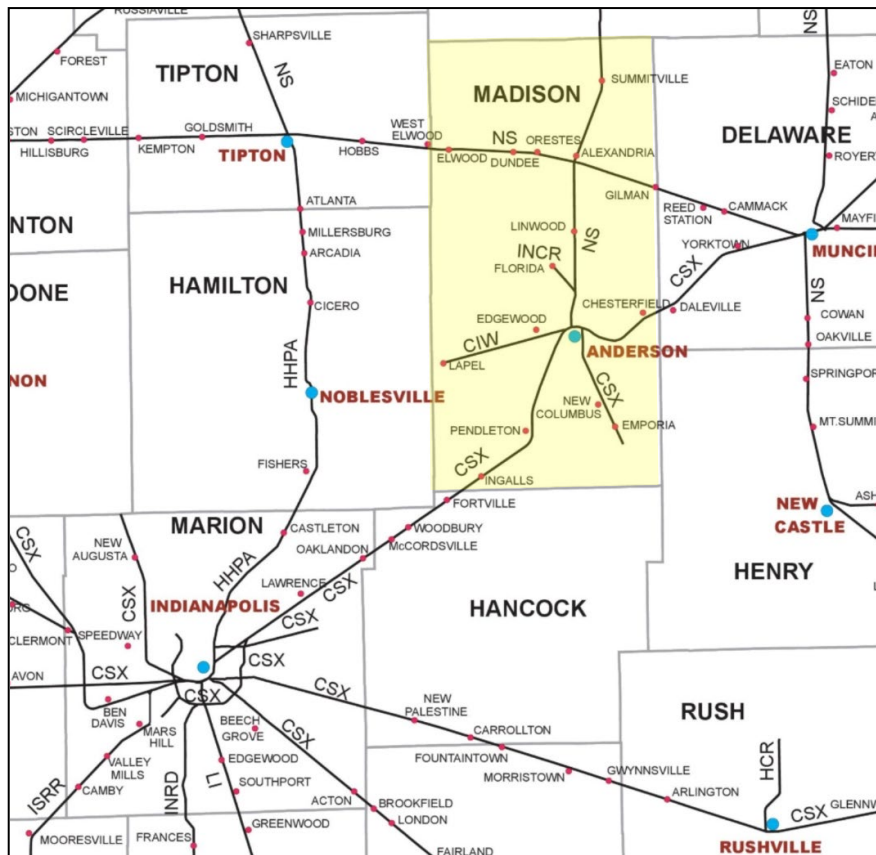
Contact: Yvonne Dunlea

Manager, Business Development

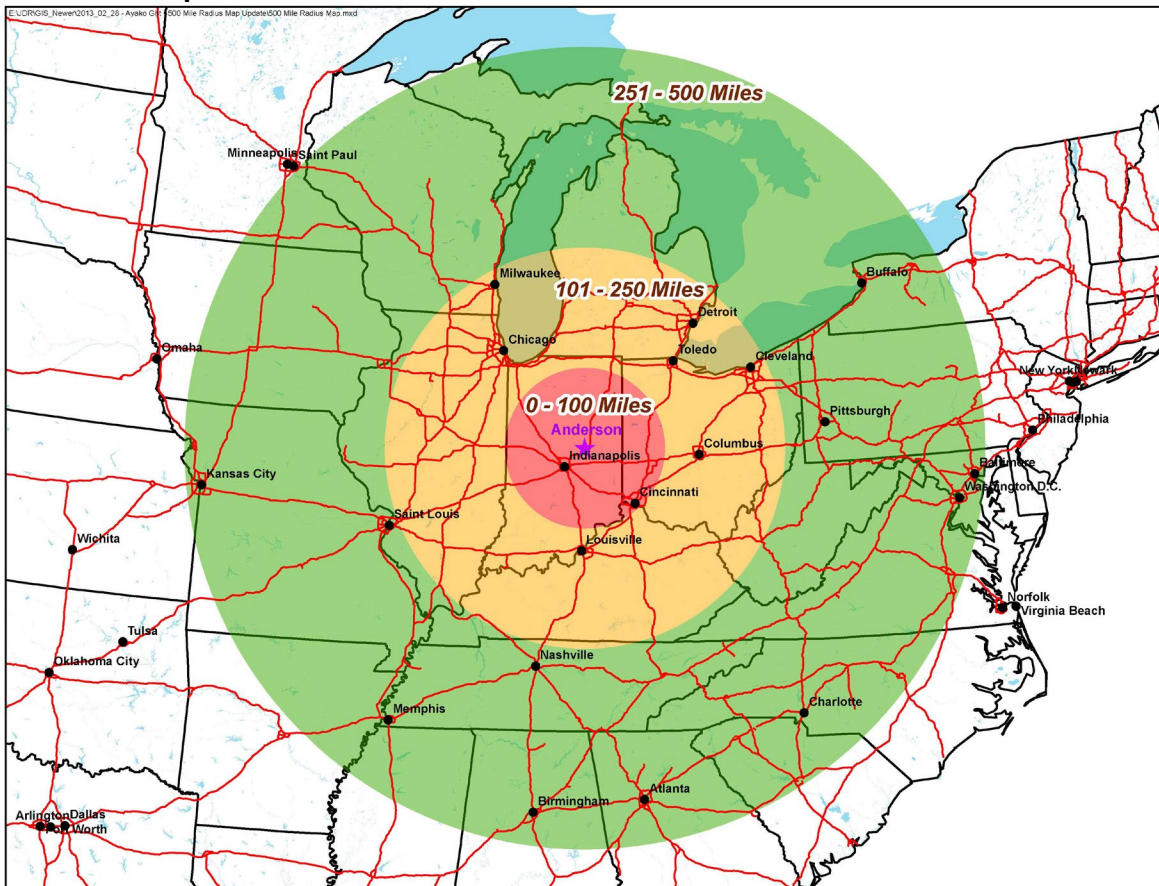
Phone: 317-616-3474

Email: yvonne.dunlea@inrd.com

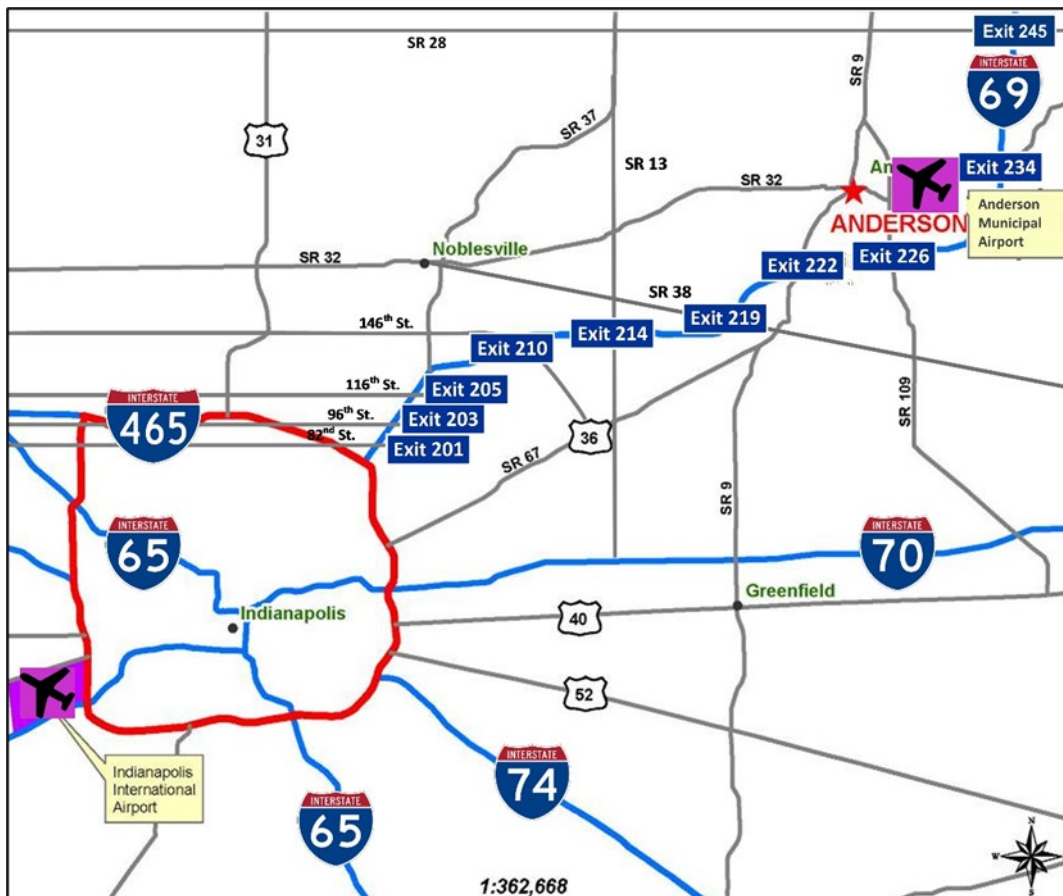
<http://www.inrd.com/transload.aspx>



0 – 500 Mile Radius Map with Interstates



Airport Map (Anderson, the county seat of Madison County, is 10th largest City in the State of Indiana)



Labor Information

Labor Data March 2023

Madison County

Population (2022)	131,744
Labor Force	61,454
Employed	59,717
Unemployed	1,737
Unemployment Rate	2.8%



Local Region

1,791,530
939,057
915,606
23,451
2.5%



Indiana Region 5

2,088,908
1,111,808
1,085,682
26,126
2.3%

State of Indiana

6,833,037
3,424,176
3,334,895
89,281
2.6%

Source: Indiana Department of Workforce Development

Local Region includes: Madison, Tipton, Grant, Delaware, Henry, Hancock, Hamilton, and Marion

Indiana Region 5 includes: Boone, Hamilton, Hancock, Hendricks, Johnson, Madison, Marion, Morgan, and Shelby counties

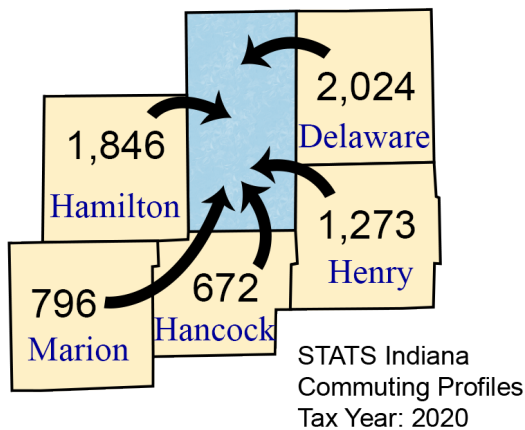
White Collar Workers 53% • Blue Collar Workers 46% (2021 Madison County, IN)

Cost of Labor

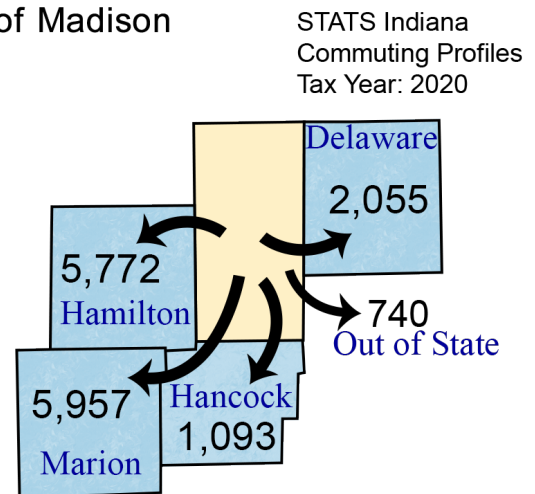
Average Cost of Labor data is not available at a local level. The State of Indiana's Cost of Doing Business is one of the lowest in the country and is the lowest among the Midwestern states according to the Tax Foundation

Commuting Patterns – Average Commute Time 26.1 Minutes

Top 5 Counties Sending Workers Into Madison



Top 5 Counties Receiving Workers Out of Madison



Unionization (2021)

	Private	Public	Total
Indianapolis-Carmel-Anderson MSA	3.8%	22.3%	7.1%
State of Indiana	6.2%	27.5%	9.0%

Source: UnionStats

No (0) New Unions in Anderson MSA/Madison County over the last 25 years

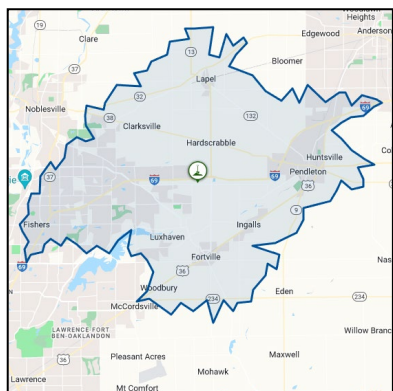
Labor Force Data by Drive Time for I-69 Exits in Madison County

**Current Labor Force (2022) - Drive Time
I-69 Exit 214, Ingalls IN**

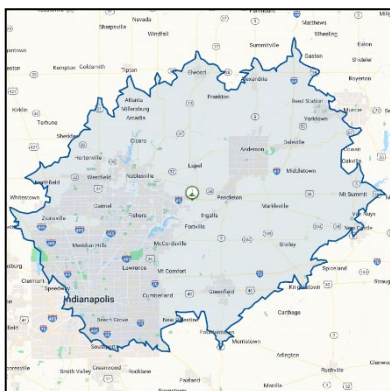
	15-min.	30-min.	45-min.	60-min.
Labor Force	64,376	726,760	1,142,311	1,329,299
Employed	63,083	708,244	1,114,248	1,296,220
Unemployed	1,133	17,218	25,890	30,716
In Armed Forces	160	1,298	2,173	2,363
Population	122,647	1,389,729	2,195,716	2,592,103

**Projected Labor Force (2027) - Drive Time
I-69 Exit 214, Ingalls IN**

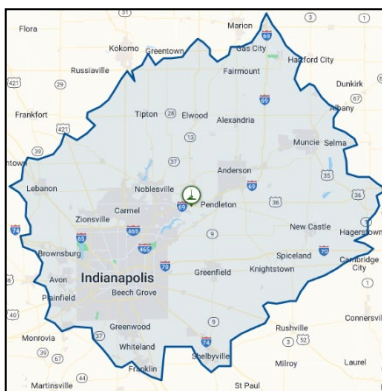
	15-min.	30-min.	45-min.	60-min.
Labor Force	72,770	768,419	1,208,614	1,404,497
Employed	70,309	731,503	1,151,716	1,338,008
Unemployed	2,283	35,733	55,006	64,436
In Armed Forces	178	1,183	1,892	2,053
Population	135,095	1,452,499	2,289,291	2,684,718



15 minute Drive-Time radius



30 minute Drive-Time radius



45 minute Drive-Time radius



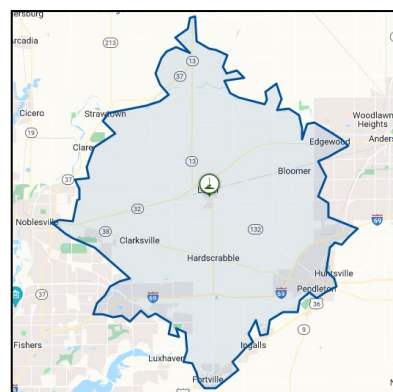
60 minute Drive-Time radius

**Current Labor Force (2022) - Drive Time
5 miles North of I-69 Exit 214, Lapel IN**

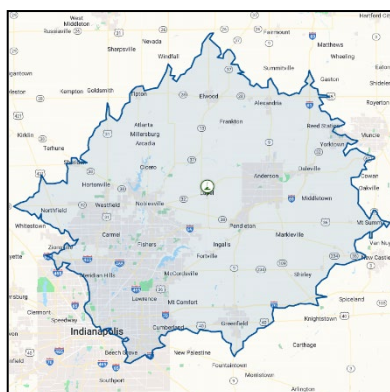
	15-min.	30-min.	45-min.	60-min.
Labor Force	21,586	556,684	1,078,130	1,295,560
Employed	21,248	542,886	1,051,624	1,263,379
Unemployed	310	12,795	24,464	29,867
In Armed Forces	28	1,003	2,042	2,314
Population	40,311	1,052,995	2,070,524	2,519,709

**Projected Labor Force (2027) - Drive Time
5 miles North of I-69 Exit 214, Lapel IN**

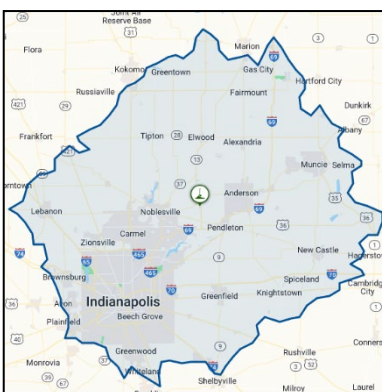
	15-min.	30-min.	45-min.	60-min.
Labor Force	24,409	590,812	1,140,172	1,368,965
Employed	23,715	563,608	1,086,511	1,304,164
Unemployed	677	26,251	51,877	62,783
In Armed Forces	17	953	1,784	2,018
Population	44,963	1,105,912	2,156,938	2,611,899



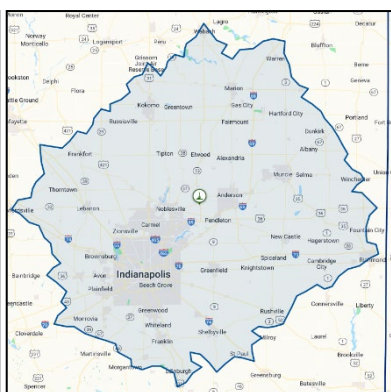
15 minute Drive-Time radius



30 minute Drive-Time radius



45 minute Drive-Time radius



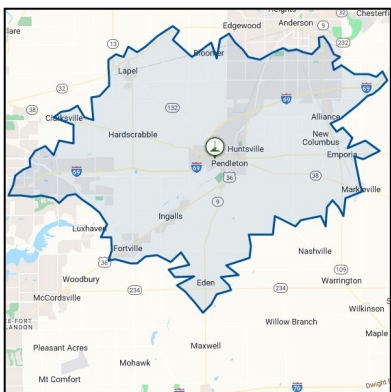
60 minute Drive-Time radius

Current Labor Force (2022) - Drive Time I-69 Exit 219, Pendleton IN

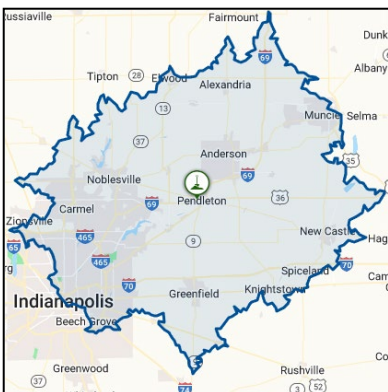
	15-min.	30-min.	45-min.	60-min.
Labor Force	38,637	635,317	1,124,318	1,324,689
Employed	37,686	619,317	1,096,575	1,291,730
Unemployed	854	14,946	25,658	30,646
In Armed Forces	97	1,054	2,085	2,313
Population	80,173	1,217,435	2,166,289	2,584,795

Projected Labor Force (2027) - Drive Time I-69 Exit 219, Pendleton IN

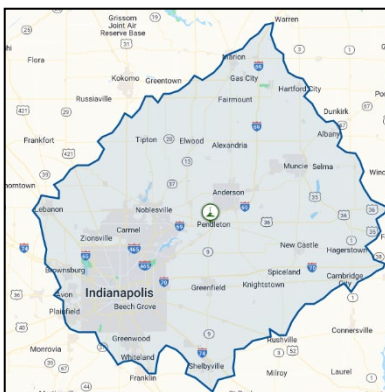
	15-min.	30-min.	45-min.	60-min.
Labor Force	42,006	672,378	1,188,036	1,399,644
Employed	40,180	640,523	1,131,4433	1,333,673
Unemployed	1,738	30,868	54,781	63,955
In Armed Forces	88	987	1,822	2,016
Population	85,267	1,269,347	2,254,521	2,676,814



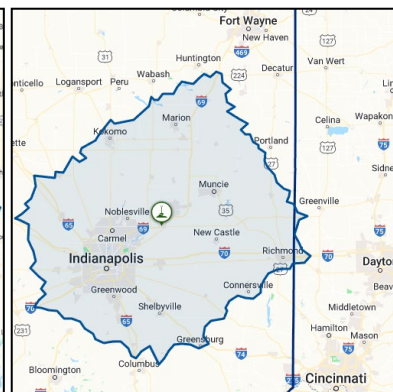
15 minute Drive-Time radius



30 minute Drive-Time radius



45 minute Drive-Time radius



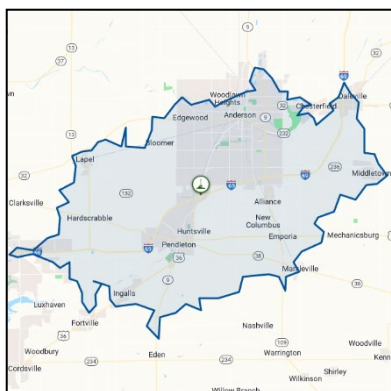
60 minute Drive-Time radius

Current Labor Force (2022) - Drive Time I-69 Exit 222, Anderson IN

	15-min.	30-min.	45-min.	60-min.
Labor Force	39,836	527,159	1,057,766	1,302,148
Employed	38,658	513,910	1,031,597	1,269,667
Unemployed	1,068	12,331	24,233	30,168
In Armed Forces	110	918	1,936	2,313
Population	87,305	1,015,500	2,046,637	2,538,061

Projected Labor Force (2027) - Drive Time I-69 Exit 222, Anderson IN

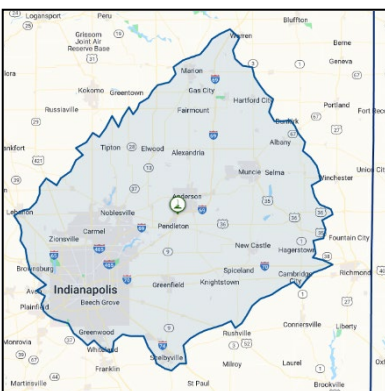
	15-min.	30-min.	45-min.	60-min.
Labor Force	40,629	558,121	1,114,768	1,375,428
Employed	38,402	531,937	1,061,543	1,310,398
Unemployed	2,136	25,313	51,530	63,014
In Armed Forces	91	871	1,695	2,016
Population	87,792	1,058,395	2,123,650	2,628,446



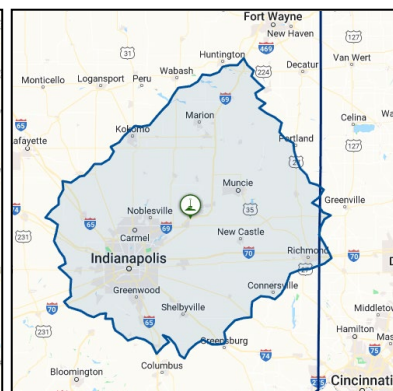
15 minute Drive-Time radius



30 minute Drive-Time radius



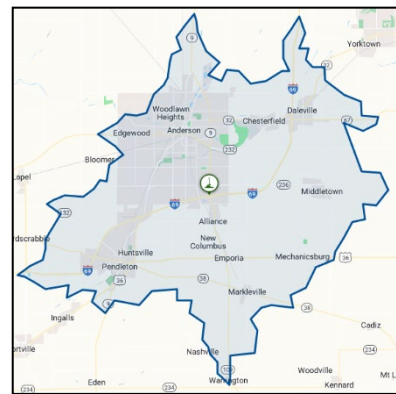
45 minute Drive-Time radius



60 minute Drive-Time radius

Current Labor Force (2022) - Drive Time I-69 Exit 226, Anderson IN				
	15-min.	30-min.	45-min.	60-min.
Labor Force	43,556	426,287	973,048	1,305,835
Employed	42,261	415,813	948,521	1,273,077
Unemployed	1,204	9,674	22,978	30,427
In Armed Forces	91	800	1,549	2,331
Population	95,654	833,206	1,889,808	2,548,579

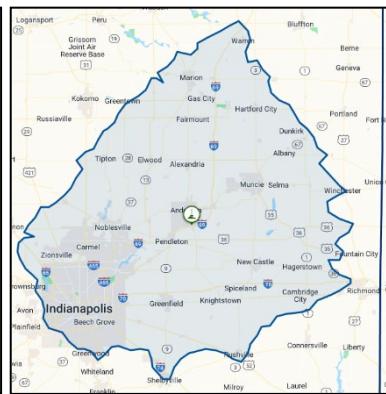
Projected Labor Force (2027) - Drive Time I-69 Exit 226, Anderson IN				
	15-min.	30-min.	45-min.	60-min.
Labor Force	44,427	452,242	1,024,021	1,378,736
Employed	41,937	431,490		973,922
Unemployed	2,413	19,983	48,701	63,077
In Armed Forces	77	769	1,398	2,032
Population	96,141	866,617	1,956,410	2,637,510



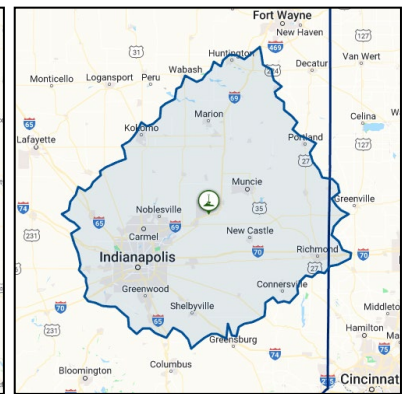
15 minute Drive-Time radius



30 minute Drive-Time radius



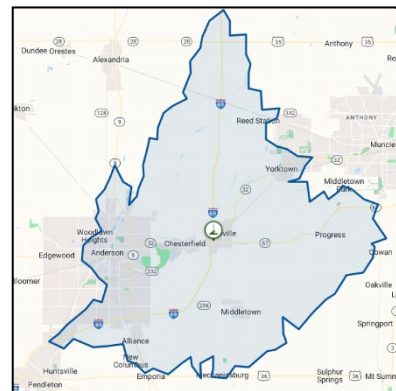
45 minute Drive-Time radius



60 minute Drive-Time radius

Current Labor Force (2022) - Drive Time I-69 Exit 234, Chesterfield IN				
	15-min.	30-min.	45-min.	60-min.
Labor Force	34,191	270,435	759,849	1,283,285
Employed	33,219	263,605	740,568	1,251,174
Unemployed	909	6,130	18,158	29,802
In Armed Forces	63	700	1,123	2,309
Population	72,850	550,417	1,477,659	2,506,766

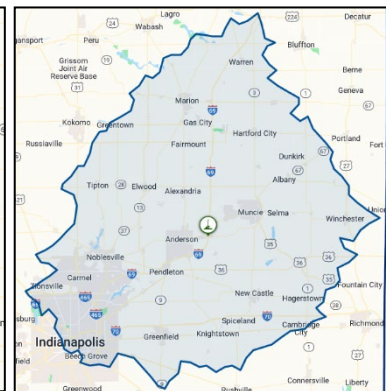
Projected Labor Force (2027) - Drive Time I-69 Exit 234, Chesterfield IN				
	15-min.	30-min.	45-min.	60-min.
Labor Force	35,007	286,803	801,694	1,354,631
Employed	33,098	273,104	762,472	1,291,049
Unemployed	1,861	13,014	38,166	61,569
In Armed Forces	48	685	1,056	2,013
Population	72,971	566,130	1,530,152	2,591,914



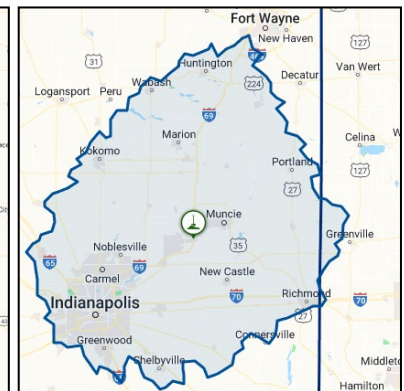
15 minute Drive-Time radius



30 minute Drive-Time radius



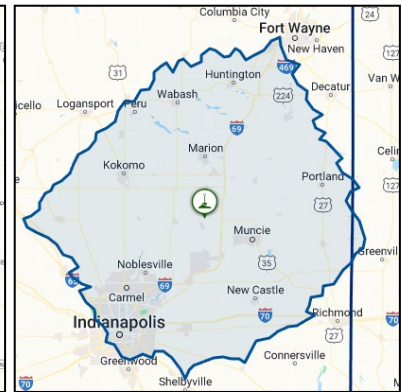
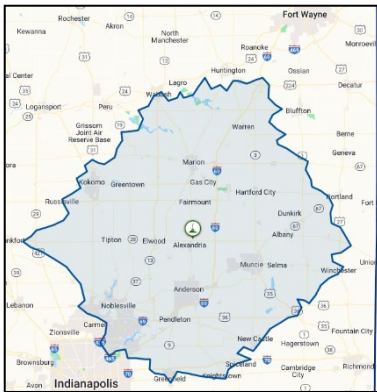
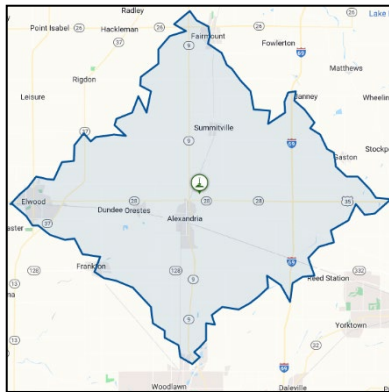
45 minute Drive-Time radius



60 minute Drive-Time radius

Current Labor Force (2022) - Drive Time 5 miles West of I-69 Exit 245, Alexandria IN				
	15-min.	30-min.	45-min.	60-min.
Labor Force	13,213	160,223	419,842	989,934
Employed	12,874	155,713	409,580	964,448
Unemployed	338	4,237	9,410	23,913
In Armed Forces	1	273	852	1,573
Population	26,696	345,171	848,402	1,952,700

Projected Labor Force (2027) - Drive Time 5 miles West of I-69 Exit 245, Alexandria IN				
	15-min.	30-min.	45-min.	60-min.
Labor Force	13,497	165,199	448,218	1,043,826
Employed	12,807	155,394	428,457	993,659
Unemployed	689	9,585	18,939	48,724
In Armed Forces	1	220	822	1,443
Population	26,851	342,940	874,627	2,010,776



15 minute Drive-Time radius

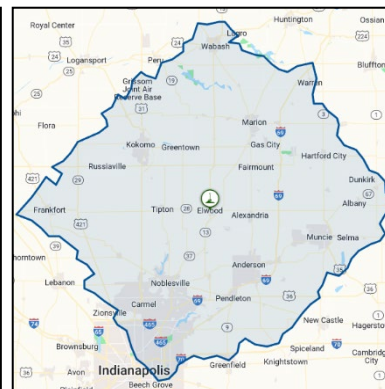
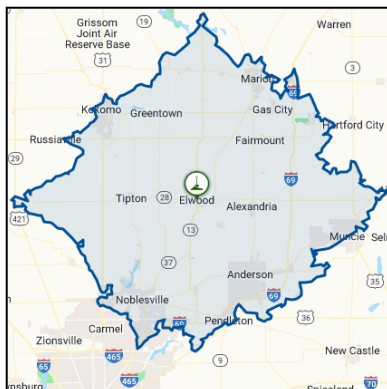
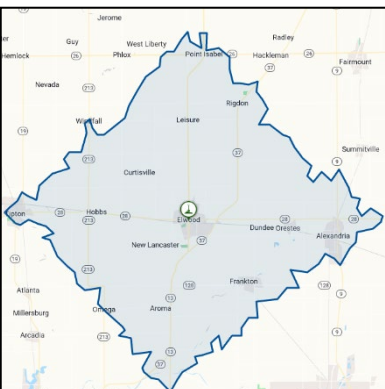
30 minute Drive-Time radius

45 minute Drive-Time radius

60 minute Drive-Time radius

Current Labor Force (2022) - Drive Time 20 miles North of I-69 Exit 219 and 15 miles West of I-69 Exit 245, Elwood IN				
	15-min.	30-min.	45-min.	60-min.
Labor Force	14,635	235,165	648,125	1,196,961
Employed	14,253	229,049	631,327	1,166,673
Unemployed	344	5,745	15,833	28,104
In Armed Forces	38	371	965	2,184
Population	29,536	479,270	1,274,390	2,342,696

Projected Labor Force (2027) - Drive Time 20 miles North of I-69 Exit 219 and 15 miles West of I-69 Exit 245, Elwood IN				
	15-min.	30-min.	45-min.	60-min.
Labor Force	15,098	251,107	688,933	1,264,168
Employed	14,385	238,945	655,517	1,204,023
Unemployed	686	11,816	32,496	58,213
In Armed Forces	27	346	920	1,932
Population	29,801	491,833	1,319,975	2,421,510



15 minute Drive-Time radius

30 minute Drive-Time radius

45 minute Drive-Time radius

60 minute Drive-Time radius

Wage Data - Manufacturing, Engineering & Production

Madison County Labor Shed - Indianapolis-Carmel-Anderson MSA & Muncie MSA, BLS May 2021

MSA Area Name	OCC Code	OCC Title	Hourly Mean	Hourly Median
Indy-Carmel-Anderson	11-1021	General and Operations Managers	\$56.90	\$47.62
Muncie	11-1021	General and Operations Managers	\$46.78	\$36.84
Indy-Carmel-Anderson	11-3051	Industrial Production Managers	\$50.84	\$47.62
Muncie	11-3051	Industrial Production Managers	\$45.60	\$45.64
Indy-Carmel-Anderson	17-2071	Electrical Engineers	\$48.25	\$48.22
Indy-Carmel-Anderson	17-2112	Industrial Engineers	\$43.73	\$38.83
Muncie	17-2112	Industrial Engineers	\$38.66	\$36.62
Indy-Carmel-Anderson	17-2141	Mechanical Engineers	\$41.42	\$37.62
Muncie	17-2141	Mechanical Engineers	\$38.36	\$35.90
Indy-Carmel-Anderson	17-3012	Electrical and Electronics Drafters	\$31.75	\$29.42
Indy-Carmel-Anderson	17-3013	Mechanical Drafters	\$29.71	\$28.90
Muncie	17-3013	Mechanical Drafters	\$25.52	\$27.85
Indy-Carmel-Anderson	17-3023	Electrical and Electronic Engineering Technologists and Technicians	\$30.40	\$30.04
Indy-Carmel-Anderson	17-3026	Industrial Engineering Technologists and Technicians	\$27.53	\$28.65
Indy-Carmel-Anderson	17-3027	Mechanical Engineering Technologists and Technicians	\$29.79	\$29.32
Indy-Carmel-Anderson	41-4011	Sales Representatives, Wholesale and Manufacturing, Technical and Scientific Products	\$53.75	\$39.81
Indy-Carmel-Anderson	41-4012	Sales Representatives, Wholesale and Manufacturing, Except Technical and Scientific Products	\$38.90	\$30.63
Muncie	41-4012	Sales Representatives, Wholesale and Manufacturing, Except Technical and Scientific Products	\$31.76	\$28.77
Indy-Carmel-Anderson	43-5061	Production, Planning, and Expediting Clerks	\$24.00	\$22.42
Muncie	43-5061	Production, Planning, and Expediting Clerks	\$22.64	\$22.24
Indy-Carmel-Anderson	49-9041	Industrial Machinery Mechanics	\$28.29	\$28.94
Muncie	49-9041	Industrial Machinery Mechanics	\$26.20	\$27.20
Indy-Carmel-Anderson	49-9043	Maintenance Workers, Machinery	\$24.14	\$23.09
Indy-Carmel-Anderson	51-0000	Production Occupations	\$20.49	\$18.27
Muncie	51-0000	Production Occupations	\$19.67	\$17.99
Indy-Carmel-Anderson	51-1011	First-Line Supervisors of Production and Operating Workers	\$32.56	\$29.94
Muncie	51-1011	First-Line Supervisors of Production and Operating Workers	\$29.42	\$28.65
Indy-Carmel-Anderson	51-2028	Electrical, Electronic, and Electromechanical Assemblers, Except Coil Winders, Tapers, and Finishers	\$18.68	\$18.08
Indy-Carmel-Anderson	51-2090	Miscellaneous Assemblers and Fabricators	\$17.22	\$17.48
Muncie	51-2090	Miscellaneous Assemblers and Fabricators	\$17.69	\$17.48
Indy-Carmel-Anderson	51-4031	Cutting, Punching, and Press Machine Setters, Operators, and Tenders, Metal and Plastic	\$18.04	\$18.13
Muncie	51-4031	Cutting, Punching, and Press Machine Setters, Operators, and Tenders, Metal and Plastic	\$17.79	\$17.48
Indy-Carmel-Anderson	51-4041	Machinists	\$23.28	\$23.27
Muncie	51-4041	Machinists	\$20.02	\$17.77
Indy-Carmel-Anderson	51-4072	Molding, Coremaking, and Casting Machine Setters, Operators, and Tenders, Metal and Plastic	\$18.66	\$18.14
Muncie	51-4072	Molding, Coremaking, and Casting Machine Setters, Operators, and Tenders, Metal and Plastic	\$17.10	\$17.20
Indy-Carmel-Anderson	51-4111	Tool and Die Makers	\$25.48	\$23.84
Muncie	51-4111	Tool and Die Makers	\$23.96	\$23.08
Indy-Carmel-Anderson	51-4121	Welders, Cutters, Solderers, and Brazers	\$22.71	\$22.42
Muncie	51-4121	Welders, Cutters, Solderers, and Brazers	\$20.21	\$20.94
Indy-Carmel-Anderson	51-9161	Computer Numerically Controlled Tool Operators	\$21.07	\$18.98
Muncie	51-9161	Computer Numerically Controlled Tool Operators	\$21.77	\$21.98
Indy-Carmel-Anderson	51-9162	Computer Numerically Controlled Tool Programmers	\$28.30	\$29.33
Indy-Carmel-Anderson	51-9198	Helpers—Production Workers	\$15.75	\$14.38
Muncie	51-9198	Helpers—Production Workers	\$15.03	\$13.63
Indy-Carmel-Anderson	51-9199	Production Workers, All Other	\$16.16	\$14.68

Wage Data - Warehousing

Madison County Labor Shed - Indianapolis-Carmel-Anderson MSA & Muncie MSA, BLS May 2021

MSA Area Name	OCC Code	OCC Title	Hourly Mean	Hourly Median
Indy-Carmel-Anderson	00-0000	All Occupations	\$26.01	\$19.02
Muncie	00-0000	All Occupations	\$22.59	\$17.74
Indy-Carmel-Anderson	11-0000	Management Occupations	\$52.86	\$47.35
Muncie	11-0000	Management Occupations	\$45.09	\$36.89
Indy-Carmel-Anderson	11-1021	General and Operations Managers	\$56.90	\$47.62
Muncie	11-1021	General and Operations Managers	\$46.78	\$36.84
Indy-Carmel-Anderson	11-3071	Transportation, Storage, and Distribution Managers	\$48.56	\$47.08
Indy-Carmel-Anderson	43-5071	Shipping, Receiving, and Traffic Clerks	\$18.05	\$17.83
Muncie	43-5071	Shipping, Receiving, and Traffic Clerks	\$16.99	\$16.63
Indy-Carmel-Anderson	43-5111	Weighers, Measurers, Checkers, and Samplers, Recordkeeping	\$19.96	\$18.13
Indy-Carmel-Anderson	49-9041	Industrial Machinery Mechanics	\$28.29	\$28.94
Muncie	49-9041	Industrial Machinery Mechanics	\$26.20	\$27.20
Indy-Carmel-Anderson	49-9043	Maintenance Workers, Machinery	\$24.14	\$23.09
Indy-Carmel-Anderson	51-9111	Packaging and Filling Machine Operators and Tenders	\$19.39	\$18.15
Muncie	51-9111	Packaging and Filling Machine Operators and Tenders	\$15.35	\$14.48
Indy-Carmel-Anderson	51-9161	Computer Numerically Controlled Tool Operators	\$21.07	\$18.98
Muncie	51-9161	Computer Numerically Controlled Tool Operators	\$21.77	\$21.98
Indy-Carmel-Anderson	51-9162	Computer Numerically Controlled Tool Programmers	\$28.30	\$29.33
Indy-Carmel-Anderson	53-0000	Transportation and Material Moving Occupations	\$19.17	\$18.14
Muncie	53-0000	Transportation and Material Moving Occupations	\$17.07	\$14.82
Indy-Carmel-Anderson	53-1047	First-Line Supervisors of Transportation and Material Moving Workers, Except Aircraft Cargo Handling Supervisors	\$27.36	\$25.33
Muncie	53-1047	First-Line Supervisors of Transportation and Material Moving Workers, Except Aircraft Cargo Handling Supervisors	\$24.56	\$22.88
Indy-Carmel-Anderson	53-3032	Heavy and Tractor-Trailer Truck Drivers	\$25.27	\$23.88
Muncie	53-3032	Heavy and Tractor-Trailer Truck Drivers	\$23.81	\$22.75
Indy-Carmel-Anderson	53-7011	Conveyor Operators and Tenders	\$17.40	\$17.89
Indy-Carmel-Anderson	53-7021	Crane and Tower Operators	\$30.96	\$32.02
Indy-Carmel-Anderson	53-7051	Industrial Truck and Tractor Operators	\$19.01	\$18.41
Muncie	53-7051	Industrial Truck and Tractor Operators	\$17.27	\$16.24
Indy-Carmel-Anderson	53-7062	Laborers and Freight, Stock, and Material Movers, Hand	\$16.83	\$17.33
Muncie	53-7062	Laborers and Freight, Stock, and Material Movers, Hand	\$15.83	\$14.33
Indy-Carmel-Anderson	53-7063	Machine Feeders and Offbearers	\$18.40	\$18.45
Indy-Carmel-Anderson	53-7064	Packers and Packagers, Hand	\$13.22	\$12.05
Muncie	53-7064	Packers and Packagers, Hand	\$10.73	\$10.24
Indy-Carmel-Anderson	53-7065	Stockers and Order Fillers	\$15.71	\$14.39
Muncie	53-7065	Stockers and Order Fillers	\$13.19	\$11.89

Wage Data Office & Administrative

Madison County Labor Shed - Indianapolis-Carmel-Anderson MSA & Muncie MSA, BLS May 2021

MSA Area Name	OCC Code	OCC Title	Hourly Mean	Hourly Median
Indy-Carmel-Anderson	11-2021	Marketing Managers	\$65.50	\$61.17
Indy-Carmel-Anderson	11-2022	Sales Managers	\$61.27	\$51.03
Muncie	11-2022	Sales Managers	\$55.59	\$47.38
Indy-Carmel-Anderson	11-3012	Administrative Services Managers	\$50.86	\$47.35
Muncie	11-3012	Administrative Services Managers	\$40.34	\$35.71
Indy-Carmel-Anderson	11-3021	Computer and Information Systems Managers	\$63.51	\$61.86
Muncie	11-3021	Computer and Information Systems Managers	\$57.44	\$57.29
Indy-Carmel-Anderson	11-3031	Financial Managers	\$65.03	\$61.10
Muncie	11-3031	Financial Managers	\$51.70	\$46.07
Indy-Carmel-Anderson	11-3061	Purchasing Managers	\$56.92	\$56.64
Indy-Carmel-Anderson	11-3111	Compensation and Benefits Managers	\$65.94	\$63.32
Indy-Carmel-Anderson	11-3121	Human Resources Managers	\$59.31	\$57.41
Muncie	11-3121	Human Resources Managers	\$53.35	\$47.84
Indy-Carmel-Anderson	13-0000	Business and Financial Operations Occupations	\$35.76	\$30.65
Muncie	13-0000	Business and Financial Operations Occupations	\$31.24	\$28.86
Indy-Carmel-Anderson	13-1071	Human Resources Specialists	\$29.34	\$25.17
Muncie	13-1071	Human Resources Specialists	\$26.99	\$23.35
Indy-Carmel-Anderson	13-1161	Market Research Analysts and Marketing Specialists	\$31.64	\$28.90
Muncie	13-1161	Market Research Analysts and Marketing Specialists	\$27.43	\$23.76
Indy-Carmel-Anderson	13-1199	Business Operations Specialists, All Other	\$34.49	\$30.56
Indy-Carmel-Anderson	15-0000	Computer and Mathematical Occupations	\$40.52	\$38.36
Muncie	15-0000	Computer and Mathematical Occupations	\$35.66	\$35.20
Indy-Carmel-Anderson	15-1232	Computer User Support Specialists	\$25.23	\$23.14
Muncie	15-1232	Computer User Support Specialists	\$22.81	\$21.81
Indy-Carmel-Anderson	15-1244	Network and Computer Systems Administrators	\$40.70	\$38.08
Muncie	15-1244	Network and Computer Systems Administrators	\$35.24	\$34.69
Indy-Carmel-Anderson	43-0000	Office and Administrative Support Occupations	\$20.14	\$18.14
Muncie	43-0000	Office and Administrative Support Occupations	\$17.71	\$17.20
Indy-Carmel-Anderson	43-1011	First-Line Supervisors of Office and Administrative Support Workers	\$30.85	\$29.42
Muncie	43-1011	First-Line Supervisors of Office and Administrative Support Workers	\$25.29	\$23.13
Indy-Carmel-Anderson	43-3011	Bill and Account Collectors	\$18.60	\$17.83
Muncie	43-3011	Bill and Account Collectors	\$15.76	\$14.02
Indy-Carmel-Anderson	43-3021	Billing and Posting Clerks	\$19.93	\$18.22
Muncie	43-3021	Billing and Posting Clerks	\$17.27	\$17.17
Indy-Carmel-Anderson	43-3031	Bookkeeping, Accounting, and Auditing Clerks	\$20.74	\$19.20
Muncie	43-3031	Bookkeeping, Accounting, and Auditing Clerks	\$18.37	\$17.98
Indy-Carmel-Anderson	43-3051	Payroll and Timekeeping Clerks	\$22.66	\$22.69
Muncie	43-3051	Payroll and Timekeeping Clerks	\$21.01	\$22.42
Indy-Carmel-Anderson	43-3061	Procurement Clerks	\$19.08	\$18.54
Indy-Carmel-Anderson	43-4051	Customer Service Representatives	\$18.99	\$17.94
Muncie	43-4051	Customer Service Representatives	\$15.38	\$14.02
Indy-Carmel-Anderson	43-5071	Shipping, Receiving, and Inventory Clerks	\$18.05	\$17.83
Muncie	43-5071	Shipping, Receiving, and Inventory Clerks	\$16.99	\$16.63
Indy-Carmel-Anderson	43-6014	Secretaries and Administrative Assistants, Except Legal, Medical, and Executive	\$18.81	\$18.12
Muncie	43-6014	Secretaries and Administrative Assistants, Except Legal, Medical, and Executive	\$17.58	\$17.87

Tax Structure

Indiana ranks 1st in the Midwest and 9th nationally in the Tax Foundation's 2021 State Business Tax Climate Index. Indiana is a **Right-to-Work** State with a **AAA Bond Rating**.

Tax Structure	Local Rate	State Rate	Notes
Real Property Tax	Local Rate or 3% Cap	0%	100% of Assessed Value*
Personal Property Tax	Local Rate or 3% Cap	0%	100% of Assessed Value*
Machine & Equipment Tax	Local Rate or 3% Cap	0%	100% of Assessed Value*
Corporate Income Tax	0%	4.9%	**
Individual Personal Income Tax	2.25%	3.15%	
Sales and Use Tax	0%	7%	Exemptions possible***
Sales Tax -Electricity	0%	7%	Exemptions possible***
Sales Tax -Natural Gas	0%	7%	Exemptions possible***
Sales Tax -Water	0%	7%	Exemptions possible***
Sales Tax -Construction	0%	7%	Exemption possible if the contractor's customer is tax exempt applicable***

NO (0%) Franchise Tax, Local Occupation Tax, Inventory Tax, Inheritance Tax, or Gross Receipt Tax.

*Property Tax

The property tax rate in Indiana is capped at 1% for homesteads, 2% for other residential property and farmland, and 3% for commercial, industrial and personal property. Business owners will pay the lesser of (1) effective rate on the property's net property value after adjustment(s) from any applicable credit(s) such as tax abatement or (2) 3% on gross assessed property value. This means while the taxing district's effective rates may be higher, the maximum paid is capped at 3%.

Indiana's real property tax is assessed at 100% of market value. Real property includes improvements (buildings and pavements) and lands. Real property is assessed by the County Assessor.

Business Tangible Personal Property is the value of all property besides real estate that is used in your business or organization. It includes equipment used in producing income or held as an investment; billboards; foundations for the equipment; and all other tangible property other than real property. Equipment or machinery used for the production, manufacture, fabrication, assembly, or processing of other personal property, as well as R&D purposes. Computer application software is considered an intangible asset and is not assessable. (per the Indiana Department of Local Government Finance)

Unlike real property, personal property is self-reported in Indiana, which means the taxpayer is responsible for reporting all tangible personal property. The taxpayer also decides which depreciation schedule to use when reporting personal property depending on the life of the property.

**Corporate Income Tax

The Corporate Adjusted Gross Income Tax is calculated based on the adjusted gross income, which is a company's federal adjusted gross income with certain adjustments. This method of determination simplifies tax calculations for corporations and does not apply to S corporations and not-for-profit organizations. It is not federal tax deductible and accelerate and bonus depreciation is allowed. Corporate Income Tax Credit programs are available through the State of Indiana.

***Sales Tax Exemption

The Indiana sales tax exemptions for manufacturing are available on purchases of manufacturing machinery, tools, and equipment that are “directly used” in production, manufacture, fabrication, assembly, extraction, mining, processing, refining, or finishing of tangible personal property. The Indiana sales tax exemptions for manufacturing also include property incorporated as a part of the final product and property consumed that is directly used in the production process.

Indiana offers an exemption from state sales tax on the purchase of electricity, natural gas, and water used in qualifying production activities.

Construction materials sales tax exemption is only applicable if the purchase is ultimately for an exempt entity like a non-profit organization or government. For a project that is a for-profit private company, it would not be applicable. If the contractor is buying materials for a client who would be able to purchase those materials as exempt entity themselves (non-profit or government), then the contractor can apply for exemption also.

Single Sales Factor Apportionment

The Indiana portion of a corporation’s tax liability is based solely on the portion of the company’s sales in the State of Indiana.

Unemployment Insurance Tax

Indiana was ranked 9th in the nation by the Tax Foundation in the 2021 State Business Tax Climate Index Ranking for Unemployment Insurance Tax. Unemployment Insurance Tax ranges from 0.5% to 7.4%. Most new employers are assessed a rate of 2.5%. Governmental entities, construction companies, and successor employers have different new employer rates. The organization pays the premium rate on the first \$9,500 of wages per employee, per year. If the organization has at least 36 continuous months of liability and wages as of June 30th, it will receive a calculated merit rate for next calendar year.

Workers’ Compensation

Indiana ranks # 3 in the nation for lowest Workers’ Compensation Premium Rate at \$0.77 per \$100 of payroll.

Payroll Taxes

FICA (Social Security) – 6.2% (6.2% on the first \$132,900 wages paid)

Medicare – 1.45% or 2.35% (1.45% on the first \$200,000 and 2.35% above \$200,000)

Additional Tax Credit Programs may be available through the State of Indiana.

Depreciation Schedules

Year	1	2	3	4	5	6	7	8	9	10
Pool 1 Depreciation	65%	50%	35%	30%	30%	30%	30%	30%	30%	30%
Pool 2 Depreciation	40%	56%	42%	32%	30%	30%	30%	30%	30%	30%
Pool 3 Depreciation	40%	60%	55%	45%	37%	30%	30%	30%	30%	30%
Pool 4 Depreciation	40%	65%	63%	54%	46%	40%	34%	30%	30%	30%

State of Indiana Business Overview



BUSINESS COST COMPARISON - MIDWEST										
Taxes & Factors	INDIANA	ILLINOIS	IOWA	KENTUCKY	MICHIGAN	MINNESOTA	MISSOURI	NEBRASKA	OHIO	WISCONSIN
Corporate Income Tax Rate	4.9%	9.5% (7.0% + 2.5% replacement tax)	5.5% - 8.4%	5.0%	6.0%	9.8%	4.0%	5.58% - 7.25%	None	7.9%
State Apportionment of Corporate Income	Single Sales Factor	Single Sales Factor	Single Sales Factor	Single Sales Factor	Single Sales Factor	Single Sales Factor	Single Sales Factor	Single Sales Factor	No State Income Tax	Single Sales Factor
Gross Receipts Tax	None	None	None	None	None	None	None	None	0.26%	None
Individual Income Tax Rate	3.15%	4.95% *	.33% - 6.0%	4.5%	4.25%	5.35% - 9.85%	1.5% - 4.95%	2.46% - 6.64%	0% - 4.797%	3.54%-7.65%
Local Average Individual Income Tax Rate (a)	1.76%	None	0.4265%	2.075%	1.7%	None	0.5%	None	2.5%	None
Sales Tax Rate	7.0%	6.25%	6.0%	6.0%	6.0%	6.88%	4.23%	5.5%	5.75%	5.0%
Local Average Sales Tax Rate (b)	None	2.48%	0.94%	None	None	0.61%	4.07%	1.44%	1.49%	0.43%
2023 Tax Foundation Property Tax Index Rank	2	44	40	24	25	31	7	39	6	15
Inventory Tax	No	No	No	Yes (Offset by tax credit)	Partial	No	No	No	No	No
Unemployment Insurance Tax - New Employer (c)	\$238	524	361	\$300	\$257	\$400 to \$660	\$264	\$113	\$243	\$455
Workers' Compensation Premium Rate Rank	4	33	38	6	14	40	39	23	5	44
Workers' Compensation Premium Rate Index (Per \$100 of Payroll)	\$0.77	\$1.39	\$1.52	\$0.86	\$1.00	\$1.55	\$1.54	\$1.25	\$0.83	\$1.67
Mean Hourly Wage (d)	\$26.65	\$34.18	\$26.04	\$25.46	\$29.69	\$32.54	\$27.56	\$25.95	\$27.85	\$27.24
Cost of Living Index	95.6	100.0	97.7	92.2	91.4	102.6	90.5	100.8	92.6	100.4
Right To Work	Yes	No	Yes	Yes	Yes	No	No	Yes	No	Yes

Reviewed 02/06/2023

(a) The effective local income tax rate is calculated by taking the mean of the income tax rate in the most populous city and the capital city.

(b) City, county and municipal rates vary. These rates are weighted by population to compute an average local tax rate.

(c) Highest new employer (non-construction/mining) rate multiplied by highest new employer wage base

(d) QCEW 2020 - Statewide, Total all Industries, Private, All establishment sizes, Average Annual Pay/2080

Sources: Tax Foundation (12/2022), Federation of Tax Administrators (State Apportionment of Corporate Income, 1/2022), Oregon Dept. of Consumer & Business Services (Oregon Workers' Compensation Premium Rate Ranking, 10/2022), Various state unemployment insurance agencies, ADP 2022 FastFacts, Bureau of Labor Statistics - Quarterly Census of Employment & Wages (9/2021), C2ER 2021 State Index, National Right To Work Legal Defense Foundation, Area Development (9/2022), Chief Executive (4/2022), CNBC (7/2022), Forbes (12/2019), Site Selection Magazine (5/2022), Small Business & Entrepreneurship Council (5/2019), S&P Global Rating (1/2023), US News (3/2021).

* Illinois businesses such as S - Corps and partnerships that pay taxes through individual returns rather than corporate are subject to an additional 1.5% personal property replacement tax.

State Rankings	INDIANA	ILLINOIS	IOWA	KENTUCKY	MICHIGAN	MINNESOTA	MISSOURI	NEBRASKA	OHIO	WISCONSIN
CNBC America's Top States for Business 2022 - Infrastructure	1	3	37	18	19	4	10	22	2	15
CNBC America's Top States for Business 2022 - Cost of Doing Business	2	31	19	6	9	41	1	16	4	13
Site Selection Prosperity Cup Top 10 - 2022	4 (tie)	Not Ranked in Top 10	Not Ranked in Top 10	6	9	Not Ranked in Top 10	Not Ranked in Top 10	Not Ranked in Top 10	7	Not Ranked in Top 10
Area Development 2022 Top States for Doing Business - Logistics & Infrastructure	5	8	Not Ranked in Top 10	Not Ranked in Top 10	Not Ranked in Top 10	Not Ranked in Top 10	Not Ranked in Top 10	Not Ranked in Top 10	3 (tie)	Not Ranked in Top 10
Area Development 2022 Top States for Doing Business - Favorable Regulatory Environment	6	Not Ranked in Top 10	Not Ranked in Top 10	Not Ranked in Top 10	Not Ranked in Top 10	Not Ranked in Top 10	Not Ranked in Top 10	Not Ranked in Top 10	Not Ranked in Top 10	Not Ranked in Top 10
Chief Executive 2022 Best & Worst States for Business	6	48	17	23	18	41	20	28	7	19
US News & World Report 2021 Best States - Affordability	6	16	4	9	3	23	5	11	1	19
Tax Foundation 2023 State Business Tax Climate Index	9	36	38	18	12	45	11	29	37	27
S&P Global State Credit Rating General Obligation or ICR	AAA	BBB+	AAA	A	AA	AAA	AAA	AAA	AA+	AA+

Incentives Overview

Local Incentives - Applicable incentives vary based on project location and scope

Industrial Revenue Bonds

- Low-interest tax-exempt bonds; Interests on the bonds is exempt from federal and state income tax

Property Tax Abatement

- Any property owner in an economic revitalization area who makes improvements to real property or installs new or used manufacturing equipment from out of state is eligible for property tax abatement
- Commercial, industrial and equipment tax abatements are based upon project scope
- Time frame varies and may be abated up to ten years

Tax Increment Financing (TIF)

- TIF allows the city to use increased tax revenues stimulated by redevelopment or economic development to pay for the capital improvements, such as roads and utilities, within the boundary of the TIF district

Additional Incentives

Foreign Trade Zone

Companies that import or re-export can realize substantial time and financial savings via the Foreign Trade Zone (FTZ), a federal program designed to support American business and job growth. In just a 30-minute conversation with your CFO or CEO, an FTZ consultant is able to gather the data required to produce a feasibility study/cost-benefit analysis, and it is free to you. [INzone \(www.INzone.org\)](http://www.INzone.org) or 317-487-7200), Central Indiana's FTZ Grantee Administrator, pays for the study and helps connect you to qualified consultants.

In an FTZ, your company could experience these benefits:

- **Duty Savings** - Imports may be admitted and held in an FTZ without paying U.S. Customs duties.
- **Flexibility** - All merchandise, whether domestic or foreign, may be placed in an FTZ. Within an FTZ users can mix, manipulate, test, clean, sample, salvage, process, display, repair, destroy, assemble, and manufacture merchandise and goods.
- **Zone-to-Zone Transfer** - Items can be transferred between zones without being subjected to taxes.
- **Duty Rate Choice** - FTZ users can pay the duty rate applicable to either the raw materials or the finished products manufactured from the raw materials, depending upon which is lower.
- **Shelf-Life** - Items can be stored indefinitely in an FTZ, unlike a bonded warehouse.
- **Labeling** - No country-of-origin labels are required on merchandise admitted to the FTZ.
- **Quota / Supply Chain Efficiency** - Zone users can bring in bulk shipments and store quota goods in a FTZ until the next quota period allows for importation and distribution into the U.S.

City of Anderson Incentives

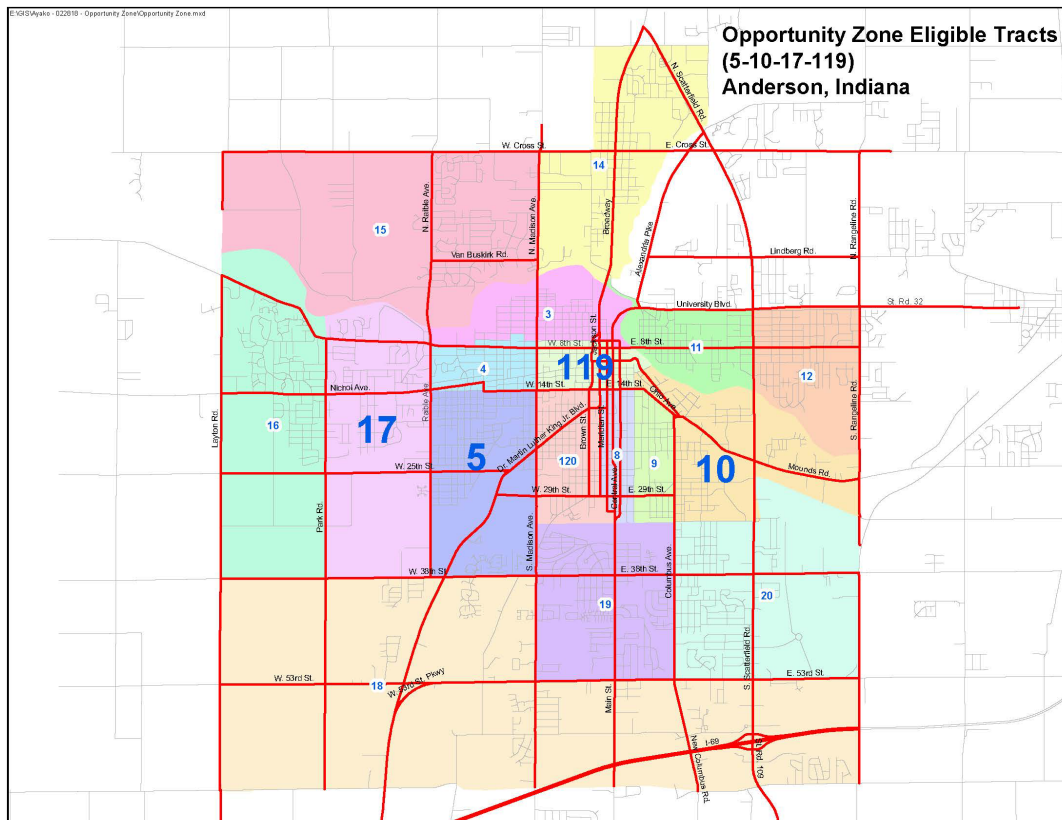
Anderson Municipal Light & Power (AMLP) Economic Development Rider

- This ED Rider is available to a Qualifying Customer to encourage large power users to expand or create new operations within AMLP's service territory
- A Qualified Customer is a new or existing non-residential customer in AMLP's service territory that:
 - a. Meets the criteria for, and receives service under, Rate Schedule LP, IP, or ISTD;
 - b. Is establishing new operations or expanding existing operations that will result in new or additional demand of at least one (1) MW (1000 kW) at one delivery point (the "Qualifying Demand"), and
 - c. The new or expanded operations involve a capital investment of at least one million dollars (\$1,000,000) within AMLP's service territory
- Beginning with the effective date indicated in the Application for Rider ED submitted by the Qualifying Customer, AMLP will receive a credit on its wholesale bill for the qualifying new load. The incentive amount received by AMLP from the Indiana Municipal Power Agency for such load will be passed in full to Qualifying Customers. For reference purposes, the discount to the Qualifying Customer's wholesale cost for qualifying new load will be calculated according to the following schedule:

Months 1-12	20%
Months 13-24	15%
Months 25-36	10%
Months 37-48	10%
Months 49-60	5%

Opportunity Zones

- Anderson has 4 (four) census tracts that are eligible for Opportunity Zone investments.
- Investors can defer tax on any prior gains invested in a Qualified Opportunity Fund until QOF is sold, exchanged or 12/31/2026, whichever is earlier.



The State of Indiana, through the Indiana Economic Development Corporation (IEDC), offers a variety of business incentive programs for companies creating new jobs and investment in Indiana. <https://iedc.in.gov/>



Economic Development for a Growing Economy (EDGE) Tax Credit

The refundable corporate income tax credit calculated as a percentage (not to exceed 100%) of the expected increased tax withholdings generated from new jobs creation. The credit certification is phased in annually for up to 10 years based upon the employment ramp-up outlined by the business.

<https://iedc.in.gov/incentives/economic-development-for-a-growing-economy-tax-credit/home>

Headquarters Relocation Tax Credit (HRTC)

A tax credit to corporations that relocate their headquarters to Indiana. The credit is assessed against the corporation's state tax liability. The Small Headquarters Relocation Tax Credit (S-HQRTC) provides a refundable tax credit to a small, high-growth business that relocates its headquarters or the number of employees that equals 80% of the company's total payroll to Indiana.

<https://iedc.in.gov/incentives/headquarters-relocation-tax-credit>

Hoosier Business Investment (HBI) Tax Credit

The non-refundable corporate income tax credits calculated as a percentage of the eligible capital investment to support the project. The credit may be certified annually, based on the phase-in of eligible capital investment, over a period of two full calendar years from the commencement of the project.

<https://iedc.in.gov/incentives/hoosier-business-investment-tax-credit>




Skills Enhancement Fund (SEF)

SEF provides assistance to businesses to support training and upgrading skills of employees required to support new capital investment. The grant may be provided to reimburse a portion (typically 50%) of eligible training costs over a period of two full calendar years from the commencement of the project.

<https://iedc.in.gov/incentives/skills-enhancement-fund-sef>

To learn more about other incentives, programs and initiatives offered by the State of Indiana, please go to the Indiana Economic Development Corporation (IEDC) web site <https://iedc.in.gov/incentives>.

Madison County Major Employers



Madison County Top Employers List


<u>Company</u>	<u>Emp.</u>	<u>Description</u>	<u>Yr. Est.</u>
Ascension St. Vincent Anderson	2620	Medical & Surgical Hospital	1894
Community Hospital Anderson	1407	Medical & Surgical Hospital	1962
Red Gold	1400	Food Production - Tomato Based Products	1942
Anderson Community School Corp.	1152	Primary School	
Pendleton Correctional Facilities	820	Correctional Institution	1923
Nestle USA	813	Beverage Production - COFFEE-MATE®, NESQUIK®, BOOST®	2006
Madison County Government	788	County Government	
Continuum Global Solutions	750	Call Center	2007
ELSA LLC	700	Tier 1 Auto Parts Manufacturing - Fuel Tanks & Exhaust Systems	1987
Harrah's Hoosier Park Racing & Casino	682	Horse Racing & Casino	1994
City of Anderson	655	City Government	
Tractor Supply	594	Distribution	1999
South Madison Community Schools	575	Primary School	
Carter Logistics Inc	543	General Freight Trucking	1957
NTN Driveshaft	542	Tier 1 Auto Parts Manufacturing - CVJs	2015
Kroger-Payless Super Markets	416	Super Market	1947
Healing Hands	456	Home Health Care	2018
Frankton-Lapel Community Schools	405	Primary School	
Anderson University	381	University	1917
Wal-Mart Super Center	365	Retail	
Greenville Technology Inc. (GTI)	308	Tier 1 Auto Parts Manufacturing - Interior Plastic Molded Components	2012
Elwood Community School Corp.	305	Primary School	
Meijer	266	Retail	
Keter - HDP	260	Plastic Shelving & Consumer Products Manufacturing	1996
Alexandria Community School Corp.	225	Primary School	
Owens Illinois (Brockway Glass)	203	Glass Bottle Manufacturing	1953
GetGo - Giant Eagle	197	Convenience	1989
Ivy Tech Community College	190	Community College	
Lowes Anderson	180	Retail	
Menards Anderson	173	Retail	
Prairie Farms	145	Dairy Products Manufacturing	1941
Hy-Pro Filtration	138	Industrial Filtration Manufacturing	2012
Unified Group Services	139	Insurance	1996
Riverview Hospital -Rawlins House	136	Nursing Home Campus	
GVC Mortgage	133	Lending Offices	2019
Speedway	130	Gas & Convenience	
E & B Paving, Inc.	125	Highway & Street Construction & Materials	1986
BI Monitoring	115	Monitoring	1986
Myer AutoWorld	115	Auto Retail	1978
Warner Bodies, Inc.	100	Utility Truck Body Manufacturing	2013
Precision Strip	100	Metal Toll Processing	2000

Updated: April 2022

Recent Business Attractions, Expansions, and Closures



The last 15 years Madison County has gained: 9,000 New Jobs and \$3 Billion New Investment



Last Closure was in 2020 Keihin North America 120 jobs



Madison County 6 Year Activity - Large Industrial & Quality of Life

Company	Industry	Activity	City/Town	Jobs	Investment	Date
2022						
Harrah's Hoosier Park Racing & Cas	Racing & Casino	Expansion	Anderson	100	\$39,000,000	5/5/2022
Nestle USA	Beverage Mfr.	Expansion	Anderson	0	\$7,900,000	5/21/2022
EnerDel	Lithium-ion Battery	Attraction	Anderson	50	N/A	7/14/2022
Interstate Warehousing Inc.	Cold Storage	Expansion	Anderson	20	\$31,800,000	11/12/2022
Nestle USA	Beverage Mfr.	Expansion	Anderson	68	\$460,500,000	12/6/2022
Red Gold	Food Processing	Expansion	Elwood	0	\$11,000,000	12/7/2022
2022 Total				238	\$550,200,000	
2021						
DEPCO Products	Const. Equip. Supplier	Attraction	Elwood	25	\$1,500,000	4/14/2021
MaxiForce Diesel Engine Parts	Engine Manufacturing	Attraction	Anderson	6	\$500,000	4/30/2021
Owens-Brockway Glass	Glass Manufacturing	Expansion	Lapel	0	\$19,000,000	5/20/2021
Unlimited Motors	Auto Dealership	Attraction	Elwood	20	\$7,000,000	5/21/2021
Interstate Warehousing	Cold Storage Whs.	Expansion	Anderson	20	\$30,000,000	10/18/2021
2021 Total				71	\$58,000,000	
2020						
Red Gold	Food Processing	Expansion	Elwood	30	\$0	11/19/2020
Poet Biorefinery	Ethanol Mfg.	Expansion	Alexandria	6	\$25,000,000	10/16/2020
NTN Driveshaft	Auto Parts Mfg.	Expansion	Anderson	140	\$58,000,000	2/11/2020
Recycled Polymers	Recycled Plastic Mfg.	Expansion	Anderson	8	\$1,520,000	6/15/2020
2020 Total				184	\$84,520,000	
2019						
SER North America	Plastics Mfg.	Expansion	Anderson	38	\$17,600,000	8/10/2019
Forged Alliance - Barnett Bates	Aluminum & Steel Mfg.	Attraction	Anderson	18	\$1,000,000	8/22/2019
Italtollina	Bio-Fertilizer Mfg.	Expansion	Anderson	7	\$6,800,000	9/26/2019
Ertl Enterprises	Combustion Mfg.	Expansion	Anderson	9	\$115,000	10/8/2019
NTK Precision Axle	Auto Parts Mfg.	Expansion	Anderson	100	\$47,000,000	11/1/2019
Nestle USA	Beverage Mfg.	Expansion	Anderson	30	\$200,050,000	12/6/2019
2019 Total				202	\$272,565,000	
2018						
The Mercantile/Homer's Market	Residential & Retail	Attraction	Alexandria	30	\$8,000,000	3/1/2018
Tractor Supply Company	Distribution Center	Expansion	Pendleton	158	\$10,700,000	6/14/2018
Hy-Pro Filtration	Filtration Manufacturing	Expansion	Anderson	30	\$1,600,000	6/27/2018
Klipsch-Card Athletic Facility	Recreational Center	Attraction	Pendleton	0	\$14,000,000	7/17/2018
Coal Iron LLC	Ironwork Forging	Expansion	Anderson	10	\$265,000	11/20/2018
LeClanche	Lithium Ion Battery	Expansion	Anderson	11	\$100,000	12/1/2018
GoElectric	R&D -Auto Mfg.	Expansion	Anderson	39	\$500,000	12/1/2018
2018 Total				278	\$35,165,000	
2017						
Barber Manufacturing	Spring Manufacturer	Expansion	Anderson	1	\$250,000	1/1/2017
Sutong China Tire Resources	Tire Distributor	Attraction	Anderson	40	\$2,000,000	2/10/2017
Nestle USA	Beverage Mfr.	Expansion	Anderson	0	\$22,000,000	3/2/2017
NTK Precision Axle	Auto Parts Mfg.	Attraction	Anderson	198	\$92,000,000	3/3/2017
Financial Enhancement Group	Office	Expansion	Anderson	3	\$975,000	4/13/2017
One Point	Printing	Expansion	Anderson	2	\$475,000	6/8/2017
Recycled Polymer Solutions	Recycled plastic mfg	Attraction	Anderson	10	\$2,245,000	6/16/2017
ALA Trucking	Logistics	Expansion	Anderson	20	\$1,500,000	8/29/2017
Italtollina	Bio-Fertilizer Mfg.	Expansion	Anderson	30	\$6,000,000	9/8/2017
Financial Forms & Systems	Storage	Expansion	Anderson	10	\$3,300,000	9/29/2017
Kleenco	Environmental Maint.	Expansion	Anderson	220	\$3,770,000	10/12/2017
Interstate Warehousing	Cold Storage Whs.	Attraction	Anderson	60	\$30,000,000	11/10/2017
Nestle USA	Beverage Mfr.	Expansion	Anderson	30	\$80,000,000	12/14/2017
ELSA	Auto Parts Mfg.	Expansion	Elwood	184	\$83,000,000	
2017 Total				808	\$327,515,000	

MADISON COUNTY INTERNATIONAL

Madison County has robust and growing **Foreign Direct Investment** and a **Diverse International Business** presence. Madison County has 18 International Companies from 9 different Countries. These 18 Companies have brought with them over 4,000 Jobs and over \$1.5 Billion Investment!



Britain

Keter - Resin Based Products Manufacturing



Canada

Mancor - Precision Metal Manufacturing
WildCat Windfarms – Windfarm



China

Altairnano - Lithium Titanate Battery R&D
Sutong Tire – Tire Import & Distribution



France

Saft –Go Electric - Green



Germany

Muhlen-Sohn - Industrial Fabrics Distribution



Israel

Taditel - *Advanced Microelectronics R&D*



Italy

Italpollina - Organic Biostimulant Fertilizer Mfg.
Tecnoplast - Clean Chemical Filtration Mfg.
Sirmax - Plastic Material Manufacturing
SER - Plastic Material Manufacturing



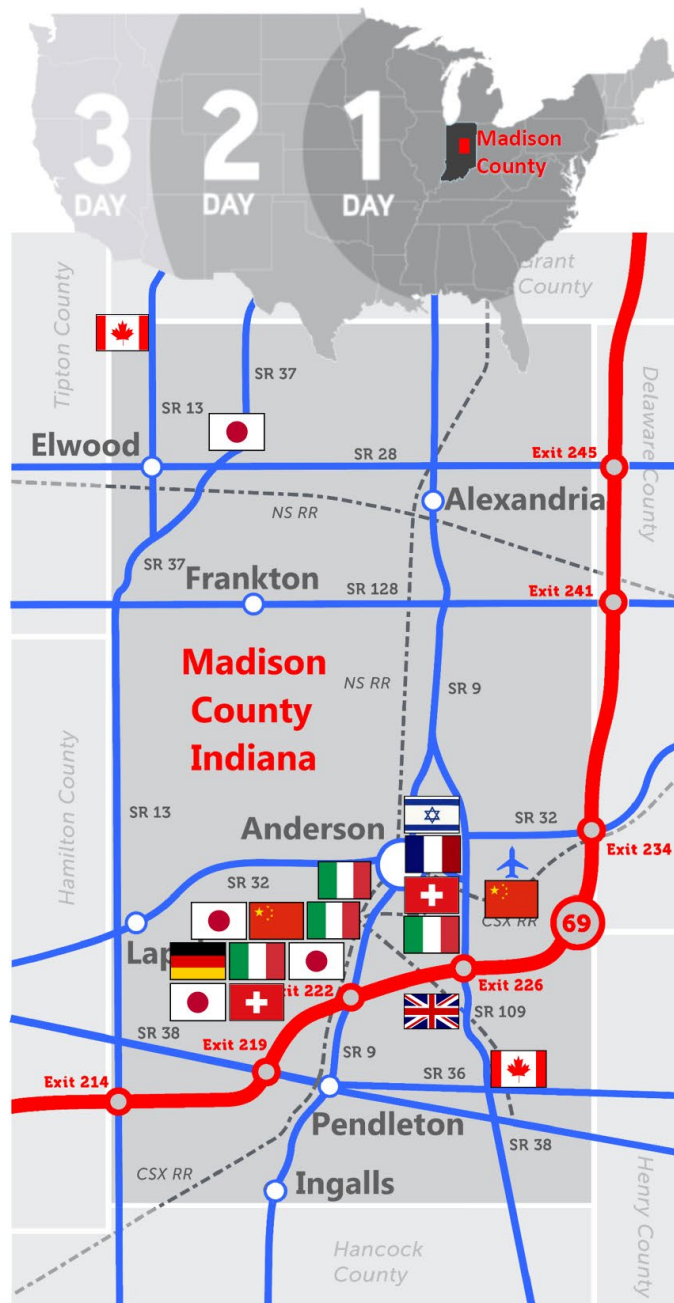
Japan

Hitachi Transport System -Carter - Logistics
Sakamoto Industry -ELSA
- Tier 1 Fuel & Exhaust System Auto Mfg.
Moriroku Technology -Greenville Technology
-Tier 1 Resin Molded Auto Parts Mfg.
NTN Corporation –NTN Driveshaft Anderson
-Tier 1 CVJ, Driveshaft, Hub & I/C Shaft Mfg.



Switzerland

Nestlé USA - Food Processing & Distribution
LeClanché N.A. - Energy Storage R&D



Distance to Major Cities:

Indianapolis, IN 40 miles • Cincinnati, OH 120 miles • Louisville, KY 150 miles
Columbus, OH 170 miles • Chicago, IL 200 miles • Detroit, MI 240 miles

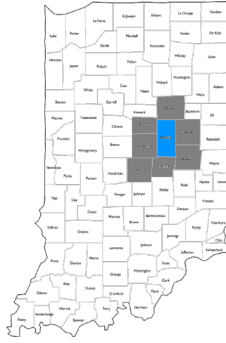
Madison County Economic Development
Rob Sparks • robsparks@madisonced.com
765-642-1860 • www.madisonced.com

**...We Are the Makers of the Well-Made
and the Dreamers of Big Dreams,
We Are Madison County...**

Demographic Information

Population Estimates by Age (2021)

Madison County Age	Number	%
Preschool (0 to 4)	7,031	5.4%
School Age (5 to 17)	20,844	15.9%
College Age (18 to 24)	11,167	8.5%
Young Adult (25 to 44)	33,140	25.3%
Older Adult (45 to 64)	34,261	26.2%
Seniors (65 and older)	24,339	18.6%
Median Age	40.9	



Laborshed/Labor Pool *Age	Number	%
Preschool (0 to 4)	111,991	6.3%
School Age (5 to 17)	314,545	17.6%
College Age (18 to 24)	170,768	9.6%
Young Adult (25 to 44)	496,364	27.8%
Older Adult (45 to 64)	431,176	24.2%
Seniors (65 and older)	257,920	14.5%
Median Age	39.5	

* Laborshed/Labor Pool includes Delaware, Grant, Hamilton, Hancock, Henry, Madison, Marion, and Tipton counties.

Population over Time (2021)

	<u>2021</u>	<u>2020</u>	<u>2010</u>
	Population	Population	Population
City of Anderson	54,817	54,788	56,129
Madison County	130,782	130,065	131,636
Laborshed*	1,782,764	1,779,857	10,632,767

* Laborshed/Labor Pool includes Delaware, Grant, Hamilton, Hancock, Henry, Madison, Marion, and Tipton counties.

Source: Hoosiers by the Numbers/Indiana Department of Workforce Development

Education Attainment (2021)

Within 15-, 30- and 45-minute drive of I-69 Exit 222, Anderson (Madison County), Indiana

	Madison County	15-minute Drive	%	30-minute Drive	%	45-minute Drive	%
Total Population 25 and Older	90,274	58,989	-----	700,895	-----	1,374,984	-----
Less than 9th Grade	2,382 2.60%	1,591 2.70%		15,131 2.16%		43,363 3.15%	
9th to 12th, No Diploma	7,334 8.00%	4,981 8.44%		38,873 5.55%		90,867 6.61%	
High School Grad. (incl. equiv.)	37,526 40.92%	23,880 40.48%		187,213 26.71%		391,116 28.45%	
Some College, No Degree	19,614 21.39%	12,200 20.68%		132,306 18.88%		260,106 18.92%	
Associate Degree	8,378 9.14%	5,210 8.83%		56,967 8.13%		109,862 7.99%	
Bachelor's Degree	10,957 11.95%	7,567 12.83%		171,374 24.45%		306,373 22.28%	
Graduate or Professional Degree	15,518 6.02%	3,560 6.04%		99,031 14.13%		173,297 12.60%	
High School or Higher	89.42%	----- 88.86%		----- 92.30%		----- 90.24%	
Bachelor or Higher	27.11%	----- 18.87%		----- 38.58%		----- 34.88%	

Source: US Census Bureau, ACS 5 Year Estimates and Applied Geographic Solutions

Income (2021)

	Madison County	Indiana
Median Family Income	\$63,053	\$73,265
Median Household Income	\$51,718	\$60,794
Per Capita Personal Income –PCPI	\$45,755	\$56,497
Average Wage Per Job	\$44,243	\$55,770
Poverty Rate	12.1%	11.6%
Poverty Rate –Children under 18	15.6%	14.9%

Source: US Census Bureau, ACS 5 Year Estimates

Workforce Training



The Anderson Advanced Manufacturing Program (AAMP) is a job training program that works with both our educational and corporate partners to fill vacant positions with graduates who show the proper work ethic and basic skill levels required by our area manufacturers.

- AAMP training slots are paid positions: \$15 per hour (\$13 per hour with an additional \$2 per hour paid at graduation)
- AAMP is a four-week, 160-hour training experience, developing the hard and soft skills employers need and demand
- AAMP is a State of Indiana INTraining approved, SEAL accredited job training program that prepares individuals to fill vacant positions with our area's advanced manufacturers
- AAMP works in partnership with Ivy Tech Community College, Purdue Polytechnic, the Center for Employee Development (C4ED), Vincennes University and local employers to prepare Anderson residents for employment
- The four-week intensive program includes hands-on training in LEAN manufacturing techniques, basic operation of tools used by area advanced manufacturers, fork lift operation OSHA 10 safety and other skills required by employers in the area
- AAMP graduate will earn: college credit from Ivy Tech; Forklift Operator certifications; an Advanced Manufacturing Certificate issued jointly with Purdue University, Ivy Tech Community College, Vincennes University and Center 4 Employee Development; the ACT National Career Readiness Certificate; OSHA 10 certification
- Each student has private interviews with the HR teams of the participating employers at the end of the training program for prospective employment

Please visit AAMP at <https://www.andersonecondev.com/565/AAMP-Work-Readiness-Initiative>.



JobSource is a partner in the WorkOne Anderson office, operates the Workforce Innovation and Opportunity Act (WIOA) providing with programs including among others, job training, certification assistance and short-term tuition assistance.

Please visit JobSource at <http://jobsourcecap.org/>.



WorkOne, a division of the Indiana Workforce Development Department (DWD), assists both individuals seeking employment and businesses seeking employees. WorkOne has resources for job postings and referrals, training information, placement assistance, community connections, employee recruitment, labor market information, and more. Their computerized job matching system can evaluate your job positions to develop a profile of essential skills required to do that job well. Using the WorkKeys test, WorkOne can assess applicants for those skills.

Please visit WorkOne at <http://www.workonecentral.org/employers.html>.



The Employer Training Grant reimburses employers who train, hire, and retain new or incumbent workers to fill in-demand positions within recognized job fields. The grant will reimburse employers up to \$5,000 per employee who is trained, hired, and retained for six months, up to \$50,000 per employer. It's easy to learn more and submit a grant request.

Please visit Next Level Jobs at <https://www.nextleveljobs.org/Job-Seeker/Available-Job-Training>.

Training, Education, and Incubation

The Flagship Enterprise Center (FEC) is an innovative center for education, business incubation, technology transfer, and training which supports economic development in Anderson. It serves as a specialized small business incubator and early business accelerator with an emphasis on providing education opportunities as well as fostering emerging manufacturing and electronic technology.



Supported by the City of Anderson, Anderson University, Purdue University, the U.S. Small Business Administration (SBA), the U.S. Department of Commerce Economic Development Administration (EDA), and many others, the FEC is an EDA designated Center of Excellence and the Flagship Park is a State of Indiana Certified Technology Park.



Flagship Purdue Polytechnic Institute is a 90,000 SF LEED certified state-of-the-art building consisting of Purdue University Polytechnic Institute, 2 makerspaces, and 6 computer and applied engineering labs, offering hands-on learning environment. It also has business-incubation, light industrial space, prototyping, and woodworking. P3 Makerspace is the place its members bring creations to life with a state-of-the-art workspace.

Higher Education

Within Madison County, Indiana there are several higher learning institutions including:



Anderson University

www.anderson.edu/

2,000 students

Accounting, Computer Science, Criminal Justice, Economics, Electrical Engineering, Engineering Physics, Entertainment & Music Business, Entrepreneurship, Finance, Global Business, Management, Information Systems, Marketing, MBA & DBA, Mechanical Engineering, and Mechatronics Engineering to name a few.



Purdue University Polytechnic Institute

(Anderson) www.polytechnic.purdue.edu/anderson

150 students

Computer and Information Technology, Engineering Technology, Industrial Engineering Technology, Mechanical Engineering Technology, Mechatronics Engineering Technology, Multidisciplinary Technology, Robotics Engineering Technology



ANDERSON

IVY Tech Community College (Anderson)

www.ivytech.edu/anderson/

3,100 students Anderson

Advanced Automation and Robotics, Automotive Technology, Design Technology, Electrical Engineering Technology, Electronics and Computer Technology, Energy Technology, Engineering Technology, Industrial Technology, Manufacturing Production and Operations, Welding, Network Infrastructure, Server Administration, Information Technology Support (nearly 40 programs available in East Central region)



The Indiana Federation for Advanced Manufacturing Education (INFAME) <https://www.indianafame.com/> is a partnership of regional manufacturers whose purpose is to implement career pathway, apprenticeship-style educational programs that will create a pipeline of highly skilled workers. INFAME offers the Advanced Manufacturing Technician (AMT) Program, a standardized and structured approach to preparing a student for a career. This five-semester technical program integrates both on-the-job training and classroom education, offering the student the opportunity to earn wages and college credit while concurrently earning their diploma. INFAME can also assist companies in other work-based learning and training opportunities including registered apprenticeships, work-based learning, internships and on-the-job training. In Madison County, INFAME partners with Red Gold and Nestlé USA through Vincennes University.

There are at least 5 other Major Universities with 75,000 students within 50 miles of Madison County, Indiana.

Higher Education

Madison County, Indiana is home to several higher learning institutions such as **Anderson University**, **Purdue University Polytechnic**, **IVY Tech Community College**, plus a new program with **Vincennes University**. There are several other Universities and Colleges nearby in our labor force pool as well.

Four-Year College & Universities 2020-2021 Data								
University	Enrollment					Graduation	Location	
Institution	Total	Full-Time	Part-Time	Under Grad	Graduate	2021 Graduates	City	County
Anderson University	1,345	52%	48%	1,159	186	310	Anderson	Madison
Purdue University Polytechnic - Anderson	86	64	22	86	0	17	Anderson	Madison
Ball State University	20,319	55%	45%	14,898	5,421	6,474	Muncie	Delaware
Indiana University-Purdue University Indianapolis (IUPUI)	27,690	71%	29%	19,197	1,248	8,379	Indianapolis, Columbus, Ft. Wayne	Marion, Bartholomew, Allen
Butler University	5,559	71%	29%	4,537	1,022	1,344	Indianapolis	Marion
Indiana Wesleyan University	2,862	67%	33%	2,461	401	743	Marion	Grant
Taylor University	1,982	65%	35%	1,944	38	413	Upland	Grant

Community and Technical College 2021-2022 Data								
School	Enrollment					Graduation	Location	
Institution	Total	Full-Time	Part-Time	Under Grad	Graduate	2021 Graduates	City	County
Ivy Tech Community College -Anderson	3,263	752	2,511	752	0	746	Anderson	Madison
Ivy Tech Community College -Muncie	4,911	1,767	3,144	1,767	0	1,782	Muncie	Delaware

There are at least 5 other Major Universities with 75,000 students within 50 miles of Madison County, Indiana.

Other Higher Education Institutions in the Indianapolis Area include: Marian College, Martin University, University of Indianapolis, Lincoln College of Technology, ITT Technical Institute, TechSkills, DeVry University, International Business College, National College, University of Phoenix

Primary and Secondary (K-12) Education

Madison County is home to 5 Public School Corporations, 2 Private Schools, and 1 Prep School. The largest school corporation in Madison County, **Anderson Community School Corporation (ACSC)**, currently provides public education to the residents of Anderson through a preschool center, a kindergarten school, six elementary schools, an intermediate school, a middle school and a high school. Some residents in Anderson attend schools in adjacent communities including **South Madison Community Schools** in Pendleton, **Alexandria Community Schools** in Alexandria, **Elwood Community Schools** in Elwood, as well as **Frankton-Lapel Community Schools** in Frankton and Lapel.

Anderson is also home to **Anderson Preparatory Academy**, a public military-style charter focusing on college preparatory curriculum of liberal arts and sciences. As a public charter school, APA is tuition-free and enrollment is open to any student grades K-12 in the state of Indiana.

2021-2022 School Year Stats – Madison County Schools				
School Corporation	Enrollment	Graduates	Grad. Rate	City
Alexandria Community	1,534	90	76.09%	Alexandria
Anderson Community	6,470	367	78.23%	Anderson
Elwood Community	1,494	97	85.26%	Elwood
Frankton-Lapel Community	3,132	224	93.46%	Lapel
South Madison Community	4,481	317	93.48%	Pendleton
Anderson Preparatory Academy	781	53	82.76%	Anderson
Liberty Christian School	399	27	96.43%	Anderson
Indiana Christian Academy	142	11	91.67%	Anderson
Excel Center -Anderson	255	35	20.93%	Anderson

Less than 30 minutes from Madison County, nearby Delaware County, Hamilton County, and Henry County are also home to many employees of Anderson-based companies. These top 3 counties sending workers to Anderson-Madison County also offers a variety of quality educational opportunities. Hamilton Southeastern Schools in Fishers (Hamilton County) and Carmel Clay Schools in Carmel (Hamilton County) for example, are ranked among the top schools state-wide and nationally.

2021-2022 School Year Stats – Nearby Communities				
School Corporation	Enrollment	Graduates	Grad. Rate	City
Daleville Community	984	59	96.97%	Daleville
Yorktown Community	2,686	156	97.35%	Yorktown
Muncie Community	5,141	297	81.97%	Muncie
Hamilton Southeastern	21,603	1361	97.39%	Fishers
Noblesville School	10,643	599	98.31%	Noblesville
Carmel Clay	16,215	1253	96.98%	Carmel
Shenandoah School	1,351	91	93.48%	Middletown
New Castle Community	2,886	228	92.02%	New Castle

Secondary Career Center Education

Madison County is home to 2 Career Centers and 1 Career Clusters Program that serve our 6 neighboring Counties in Central Indiana.



D26 AHS Career Center (Anderson) www.careercenter.acsc.net/

The Anderson Career Center is an area career center that serves students from eight schools in Madison, Delaware, Henry, Hancock, and Hamilton Counties. Students attending the Anderson Career Center attend half of the school day at their home high school and half of their day at the Career Center involved in one of 21 career/technical education programs including but not limited to:

- Advanced Manufacturing
- Computer Tech Support
- Facilities Maintenance
- Construction Trades
- Entrepreneurship
- Welding

Our programs are designed to serve students who choose to go directly into the workforce and those students who may choose to go on to a two or four year college program. Many of our programs offer industry certifications and most offer dual college credits with Ivy Tech.



Hinds Career Center (Elwood) www.hindscareercenter.org/


The Hinds Career Center is an area career center that serves seven school districts in Madison, Hamilton, Tipton, and Grant counties. Hinds Career Center provides the learning environment necessary for success in mastering those life-long skills essential in continuing education, the work force, and the community through career preparation emphasizing technical, communication and team-working skills.

There are 13 program offerings including but not limited to:

- Visual/Graphic Communications
- Business Technology
- Construction Trades
- Precision Machining
- Welding

Students that complete a career-technical program at Hinds Career Center can graduate on a path that provides options of

pursuing post-secondary education toward an associate or bachelor's degree, training through a technical college, apprenticeship in a trade, or direct entry into the workforce.





Alexandria Monroe Career Clusters (Alexandria)

<https://amhs.alexandriacsc.alex.k12.in.us/>

Alexandria High School partners with area businesses and universities to respond to local workforce needs.


- Human Services - Social Services, Medical, Education, etc.
- Arts and Communication - Visual Arts, Performing Arts, Media, etc.
- STEM - Computer Science, Robotics, IT, etc.
- Trade, Industry and Business - Adv. Manufacturing, Marketing, Construction, etc.

University Partnerships include:

- Ivy Tech - Business, Health & Human Services, Technology, IT, Travel & Tourism
- Purdue Polytechnic Anderson - Engineering Technology
- Anderson University - Students take college courses on AU's campus.

Alexandria Monroe High School Work Ethic Certificate - <https://www.in.gov/dwd/workethic.htm>

Sponsored by the governor, the work ethic certificate is critical to developing a pipeline of skilled workers to address the local workforce needs. Alexandria Community Schools works closely with 15-20 local business partners to identify the necessary employability skill sets and promote them throughout the school day.



Purdue University Polytechnic Anderson and Alexandria Community Schools has teamed up to offer a class that focuses solely on work ethic and soft skills. A Purdue Polytech Faculty Member will teach a 1 semester class about the importance of soft skills and the skills necessary to be a successful employee. Purdue partners with manufactures around Madison County to provide job opportunities for those that pass the course.

Internships Completed:

15 Seniors currently participating local internship opportunities

Vocational Education Numbers

60 students currently participating in Vocational Education classes



Health Care

Madison County has three hospitals:

Ascension St. Vincent Anderson Regional Hospital



(www.healthcare.ascension.org/Locations/Indiana/INEVA/Anderson-Ascension-St-Vincent-Anderson)

Ascension St. Vincent Anderson hospital services include a Level III Trauma Center, mental health and addictions unit, state-of-the-art cancer center, women's center, and outpatient rehabilitation center. Our primary care and multi-specialty doctors provide a network of community health partners for Madison County residents. We serve patients and families from throughout central Indiana for acute and advanced healthcare needs.

Community Hospital Anderson (www.communityanderson.com)

Community Hospital Anderson is a verified Level III trauma center designated by the state of Indiana, meaning that we are equipped to handle serious traumatic injuries. State law mandates that people who are seriously injured be taken to a hospital that has been designated as a trauma center. Community Anderson is the only hospital in the county with all board-certified emergency physicians. The emergency department also provides Joint Commission recognized stroke care, neurosurgical and cardiac care to those in emergent situations.



Ascension St. Vincent Mercy Hospital Elwood



(www.healthcare.ascension.org/Locations/Indiana/INEVA/Elwood-Ascension-St-Vincent-Mercy)

Ascension St. Vincent Mercy is a critical access hospital with adult and pediatric beds. Our swing bed program has designated skilled nursing beds. We offer an emergency room 24 hours a day, seven days a week. The Surgery Center provides the latest technology and the technical skill of board-certified surgeons doing general surgery and laparoscopic procedures.

In addition, there are three urgent care centers (walk-in health clinics) in Madison County, including **Med One**, **MedCheck** and **MedExpress**. **Meridian Health Services Madison County** (formerly known as Madison County Community Health Center) also provides a full medical and health service including dental care for the uninsured, underinsured, Medicaid, and Medicare populations.



Less than 30 minutes outside of Madison County major hospitals include: IU Health Ball Memorial in Muncie, Ascension St. Vincent in Fishers, IU Health Saxony in Fishers, and Community North in Castleton.

Less than 45 minutes away and located in Indianapolis hospitals include: Riley Hospital for Children, Peyton Manning Children's Hospital, VA Hospital Indianapolis, and IU Health University multi-campus hospital.

Madison County Social Services Resources



MADISON COUNTY QUICK RESOURCE GUIDE

This is a list of frequently requested community resources. It is not a comprehensive list but those non-profits United Way funds and/or is a partner with in the community.

24/7 RESOURCE & REFERRAL HOTLINE

Find Help (of any kind) Fast..... Dial 211

Online referral database www.connect2help211.org

Heart of Indiana United Way
765-288-5586 or 765-643-7493

FINANCIAL RESOURCES & ASSISTANCE

Pete's Pantry Food assistance765-724-7566

Alternatives Inc

Abuse Shelter (Women & Children).....866-593-9999

Anderson Housing Authority

Public and Section 8 Housing & supports765-641-2620

Anderson Township Trustee

Financial Assistance.....765-644-1267

Aspire

Medical, mental health & insurance assistance .765-649-8161

Carrie Mae Hyatt Westside Food Pantry Food ...765-649-1892

Community Hospital Anderson

Insurance and Medical assistance765-298-3300

Covering Kids & Families Insurance assistance 765-608-3062

Dove Harbor/Madison Park Church of God

Personalized coaching, resources, and support
to obtain self-sufficiency765-642-2000

Elwood Trustee Financial assistance.....765-552-0871

First United Methodist Church (Anderson)

Food & utility assistance765-643-6977

FSSA (Family and Social Services)

Medicaid, HIP, SNAP, TANF, Disability,
Aging & Job Training 1-800-403-0864

Interlocal Community Action Program

Utility assistance765-298-8086

Jane Pauley Community Health Center

Insurance and Medical assistance844-695-7242

Lafayette Township Trustee

Financial and Utility Assistance765-640-0977

LifeStream Services

Senior meals, caregiver support, in-home care management,
transportation, aging/disability information and assistance
..... (800) 589-1121

Meridian Health Services

Medical and Insurance assistance765-641-7499

Nurse Family Partnership

Pregnancy support (medical), coaching for
first-time mothers844-637-6667

Open Door Health Services

Medical and Insurance assistance765-286-7000

Operation Love

Food, medicine, housing, clothing and
financial assistance765-644-2121

Park Place Food Pantry Food.....765-374-4662

St.Vincent Anderson Regional Hospital (RUAH)

Insurance and Medical assistance765-646-8240

St.Vincent DePaul Society

Clothing, housing items & financial assistance .. 765-642-5401

Stepping Stones Veterans Services765-648-1101

The Christian Center Food and shelter (Men).765-649-4264

The George Morrisett Center

Food and financial assistance.....765-552-5570

The Salvation Army

Food, shelter, medicine & financial assistance ..765-644-2538

FINANCIAL LITERACY

PathStone

Skill-building in personal finances, IDA
accounts and buying a home.....765-286-2162

FINANCIAL STABILITY

THRIVE Network

A partnership led by United Way that provides personalized
coaching, resources and supports for those
facing poverty despite working hard765-608-3060

DISASTER ASSISTANCE

Communities Active in Disaster (COAD)765-608-3067

CHILDHOOD EDUCATION & FAMILY RESOURCES

Children's Bureau

Crisis Intervention for children & family
skill-building.....765-643-8022

Hopewell Center

Education services for those with
developmental issues765-642-0201

Chances and Services for Youth (CASY)

Childcare information 800-886-3952 option 2

Pendleton Library

Library and mobile food pantry765-778-7527

CASA

Advocates for children in the courts....765-649-7215

TRC Head Start

Early childhood education services765-649-9905

Alexandria Community Center

Youth Services & Sports765-724-7728

EMPLOYMENT & JOB TRAINING

Hinds Career Center765-552-9881

VOLUNTEERING

Heart of Indiana United Way765-608-3067

RSVP (Volunteer Program for 55+).....765-648-2172

ADDICTION SERVICES

Aspire317-574-1254

House of Hope765-644-7086

Living

	Anderson IN	Madison County, IN	Indianapolis IN	Columbus OH	Detroit MI	Louisville KY	Chicago IL
Cost of Living Index***	71.4	78.9	84.9	85.5	88.7	89.7	107.4

***The average for participating places equals 100 and each index is read as a percentage of the average for all places.
Source: Sperling's Best Places 2021

Cost of Construction -RS Means: 87.8



2021 Local Housing Data Comparison				
	City of Anderson	Madison County	Labor Shed	State of Indiana
Total Housing Units	23,312	51,276	689,128	2,950,121
Owner Occupied	56.1%	69.1%	62.8%	71.1%
Median Value	\$78,600	\$103,800	BELOW	\$182,400
Renter Occupied	43.9%	30.9%	37.2%	28.9%
Median Rent - 1 Bed	\$568	\$586	BELOW	\$743
Median Rent - 3 Bed	\$927	\$955	BELOW	\$1,026
Home Owner -Vacant	3.2%	1.8%	BELOW	0.8%

Source: American Census Bureau, American Community Survey, 2021 5-year estimates

Housing Units Sold	113	200	2,241	8,990
New Listings	157	238	2,447	9,752
Avg. Days on Market	27	33	22	N/A
Inventory	176	288	4,035	11,709
Median Sales Price	\$143,500	\$173,950	\$272,000	\$240,000
Difference in 1 year	-1.0%	9.7%	8.8%	9.6%
% of Ask Received	96.3%	97.0%	100.0%	98.2%

Source: MIBOR REALTOR® Association

Labor Shed Counties	Occupied Units	Owner Occupied	Median Value	Rent Occupied	Median Rent 1 Bed	Median Rent 3 Bed
Delaware	46,632	64.5%	\$96,600	35.5%	\$575	\$864
Grant	26,896	69.6%	\$96,300	30.4%	\$532	\$829
Hamilton	132,255	75.6%	\$336,900	24.4%	\$1,051	\$1,425
Hancock	29,627	80.1%	\$179,300	19.1%	\$726	\$1,106
Henry	18,387	74.4%	\$101,800	25.6%	\$524	\$815
Madison	51,276	69.1%	\$103,800	30.9%	\$586	\$955
Marion	377,695	54.6%	\$145,200	45.4%	\$773	\$1,105
Tipton	6,360	81.8%	\$123,900	18.2%	\$390	\$816

Source: American Census Bureau, American Community Survey, 2021 5-year estimates

Climate

Climate Annual Average

- Temperature Annual Average High: 61.2° F
- Temp. Summer Avg. July High: 84.2° F
- Number of Days Above 90°F/32°C: 13.1 days
- Humidity in July: 63.7%
- UV Index: 3.8
- Temperature Annual Average Low: 41.6° F
- Temperature Winter Average Low: 18.5° F
- Number of Days Below 32°F/0°C: 118.3 days
- Summer High is in July
- Winter Low is in January
- Days below 0 degrees 5.8
- Number of Sunny Days: 187 days
- Number of Days with Precipitation: 118.3 days
- Precipitation: 41.4 inches
- Snowfall: 18.9 inches
- Number of Days with Snow: 7.4 days
- Average Elevation 866 ft.



Source: *Sperling's Best Places 2020*

The Anderson-Madison County area is not known for natural disasters such as hurricanes, wildfire, or earthquakes. Tornadoes are possible just as in any part of the Midwest United States. According to National Center for Environmental Information (NOAA), in the last 10 years Madison County has experienced 3 reported disasters:



- 2018 -Moonsville -EF1 Tornado
- 2019 -Pendleton -EF2 Tornado
- 2022 -Summitville -EF0 Tornado

Source: [ncdc.noaa.gov/stormevents](https://www.ncdc.noaa.gov/stormevents)



Arts and Cultural

The arts and culture scene of Madison County is continually growing. With must-see theater experiences like the Paramount Theatre, Alley Theatre, Mainstage Theatre, and The Commons Theatre all provide various opportunities for the citizens of Madison County. A Town Center provides free studio space for artists and provides a number of community engagement opportunities.



Distilleries, Wineries, and Local Cuisine

Madison County has no shortage of local dining options. The county's dining options are spread throughout the county and provide various cuisines for the citizens. The Lemon Drop has been a staple of the Anderson Community for over 60 years! In addition to these dining options, distilleries and wineries provide unique tastings of local crafts. Anderson alone boasts three unique breweries or distilleries in Oakley Brothers, Kettle Top, and Creatures of Habit.



Recreational Opportunities

Madison County holds many opportunities for recreation for its citizens. Mounds State Park, Pendleton Park, Callaway Park, and Shadyside Memorial Park highlight the many parks within Madison County that provide outdoor recreation for the citizens of Madison County. Hoosier Park Racing and Casino, Anderson Speedway, Roll Arena, and SoarIndy provide citizens with a diverse set of opportunities for entertainment and fun.



Special and Featured Events and Festivals

Madison County has its fair share of community events and festivals that provide citizens with opportunities to experience each other's heritages and history. Andersontown PowWow, Elwood Glass Festival, Frankton Heritage Days, Lapel Village Fair, and Pendleton Fall Festival are all examples of the various ways for Madison County citizens can connect with one another. The Little 500 Festival and Race occurs at the Anderson Motor Speedway and is consistently one of the biggest annual events in Madison County.



Thank you for taking the time to consider Madison County, Indiana. Below is a list of contacts that may be of use to you. Please feel free to reach out to our office directly and we would be more than happy to answer any questions you may have, provide any additional information you may require, or connect you personally to any of the below mentioned contacts.

**Madison County, Indiana
Economic Development**

Rob Sparks

Executive Director

robsparks@madisonced.com

(765) 642-1860



Town of Lapel

Chad Blake

Town Council President

chad@lapelindiana.org

(765) 627-0288



Madison County Chamber

Clayton Whitson

CEO / President

clayton@getlinkedmadison.com

(765) 642-0264



Town of Pendleton

Scott Reske

Town Manager

sreske@town.pendleton.in.us

(765) 778-8370



City of Alexandria

Todd Naselroad

Mayor

todd21666@gmail.com

(765) 724-4633



•Utility Providers NON City/Town•

Ashley Savieo, Manager

Indiana Michigan Power (AEP)

ansavieo@aep.com

(260) 408-3629



Alan Moore

Economic Development

amoore9900@gmail.com

(765) 724-4633

Erin Schneider, Manager

Duke Energy

Erin.Schneider@duke-energy.com

(317) 838-1069



City of Anderson

Tom Broderick

Mayor

tbroderick@cityofanderson.com

(765) 648-6000



Bryan Brackemyre, Manager

Indiana Municipal

Power Agency

bryanb@impa.com

(317) 575-3879



Greg Winkler

Economic Development

GWinkler@cityofanderson.com

(765) 648-6112

Brian Gildea, Industrial Manager

CenterPoint Energy

brian.gildea@centerpointenergy.com

(317) 260-5311



City of Elwood

Todd Jones

Mayor

toddajones@hotmail.com

(765) 552-5076



Steve Rogers, External Affairs

AT&T

sr7872@att.com

(317) 265-3903



AT&T

Bill Savage

Economic Development

savagewd@hotmail.com

(765) 552-8384

Jeff Johnson, Business Sales

NineStar

jjohnson@ninestarconnect.com

(317) 323-2134



Town of Frankton

Vickie Hart

Town Council President

vharttc@gmail.com

(765) 621-1329



Tonya Miller, Regional Sales Manager

Intelligent Fiber Network

tmiller@intelligentfiber.com

(317) 777-7122

